

Thirteenth Annual

Catalogue

of the

American School of Osteopathy

1905-06



Kirksville, Missouri

CALENDAR.

1905

	S	M	T	W	T	F	S	S	M	T	W	T	F	S	S	M	T	W	T	F	S	
JULY							1															
	2	3	4	5	6	7	8															
	9	10	11	12	13	14	15															
	16	17	18	19	20	21	22															
	23	24	25	26	27	28	29															
	30	31																				
AUG.																						
								6	7	8	9	10	11	12								
								13	14	15	16	17	18	19								
								20	21	22	23	24	25	26								
								27	28	29	30	31										
SEPT.																						
OCT.																						
NOV.																						
DEC.																						

1906

	S	M	T	W	T	F	S	S	M	T	W	T	F	S	S	M	T	W	T	F	S	
JAN.																						
FEB.																						
MARCH																						
APRIL																						
MAY																						
JUNE																						

Calendar.

FIRST SEMESTER.
1905.

Monday, September 4th.....Term Opens
Thursday, November 30th.....Thanksgiving Day Recess
Friday, December 22nd.....Christmas Recess Begins

1906.

Tuesday, January 2nd.....Class Reopens
Friday, January 19th.....Close of Term Examinations
Sunday, January 21st.....Doctorate Sermon
Wednesday, January 24th.....Class Day Exercises
Thursday, January 25th.....Graduation Exercises

SECOND SEMESTER.

Monday, January 29th.....Term Opens
Friday, June 8th.....Close of Term Examinations
Sunday, June 10th.....Doctorate Sermon
Wednesday, June 13th.....Class Day Exercises
Thursday, June 14th.....Graduation Exercises

The school year for new matriculants begins September 18th and ends June 1st. The beginning and closing dates in the above calendar apply only to those already in school who are completing the two years' course.

Officers of the School.

Board of Trustees.

DR. A. T. STILL.
DR. C. E. STILL.
DR. GEORGE M. LAUGHLIN.
DR. WARREN HAMILTON.
HON. M. D. CAMPBELL.

Officers of the Board.

DR. A. T. STILL, President.
DR. C. E. STILL, Vice-President.
HON. M. D. CAMPBELL, Counsel.
DR. WARREN HAMILTON, Secretary and Treasurer.



A. S. O. FACULTY, 1905.

Faculty.

ANDREW T. STILL, M. D., D. O.
President.

CHARLES E. STILL, D. O.
Vice-President and Chief of the Operating Staff of the A. T. Still
Infirmery.

ARTHUR G. HILDRETH, D. O.
Director of the Sanitarium of the American School of Osteopathy
in St. Louis.

WILLIAM R. LAUGHLIN, M. S., D. O.
Professor of Descriptive Anatomy and Neurology.

M. E. CLARK, D. O.
Professor of Gynecology, Obstetrics, Applied Anatomy and
Diseases of Children.

GEORGE M. LAUGHLIN, M. S. D., D. O.
Professor of Clinical Osteopathy, Practice of Osteopathy and
Osteopathic Technique.

FRANK P. YOUNG, M. D., D. O.
Professor of Surgery, Practical Anatomy and Diseases of the
Eye, Ear, Nose and Throat.

WILLIAM D. DOBSON, B. S., A. M., LL. D., D. O.
Professor of General Chemistry, Histology, Nutritional Physiology
and Dean of the Faculty.

E. C. LINK, B. S. D., D. O.
Professor of Symptomatology, Assistant in Clinical Osteopathy
and Secretary of the Faculty.

L. VON H. Gerdine, A. M., D. O.

Professor of Physiology of the Nervous System, Dietetics and Principles of Osteopathy.

CHAS. H. Hoffmann, Ph. D., M. D., D. O.

Professor of Pathology, Bacteriology and Hygiene, Diseases of the Skin, Venereal Diseases and Physiological Chemistry.

GEORGE A. Still, B. S., M. D., D. O.

Professor of Physical Diagnosis and Assistant in Surgery.

NETTIE OLDS HAIGHT, D. O.

Assistant in Obstetrics and Gynecology.

CHARLES E. MURRELL, LL. B.

Lecturer Medical Jurisprudence.

R. E. HAMILTON, M. Pe., D. O.

Assistant in Physiology and Pathology.

F. G. CROWLEY, D. O.

Assistant in Gynecology and Practice of Osteopathy.

P. R. DAVIS.

Assistant in Chemistry.

E. G. STARR, D. O.

Assistant in Anatomy and Histology.

WARREN HAMILTON, D. O.

Secretary and Treasurer.



General Statement.

The American School of Osteopathy was established in 1892, and the first degree was conferred in 1893.

The degree which this college confers is Doctor of Osteopathy.

The course of study required in this school for the degree of D. O., is of three years duration, of nine months each. This requirement was established at the beginning of the school year 1905-06.

The school year for new students begins on September the 18th and ends June 1st. In order that the time of study shall count a full year students of all classes must present themselves within the first month of the school year and register their names with the secretary.

There is a Christmas recess from December 22nd to January 2nd.

Beginning with the year 1905-06 a new arrangement of the subjects and the time devoted to each has been made. Each year is divided into two semesters of eighteen weeks each. The subjects taught are arranged to lead the student gradually into the more complex subjects. During the first half of the first year the student devotes his time solely to Anatomy, Histology, Physiology and General Chemistry, and during the second half, to Anatomy, Physiology, Principles of Osteopathy, Physiological Chemistry and Urinalysis. It is believed that this logical arrangement of the subjects of the first year enables a student to concentrate his energies to a much greater advantage than he can when his attention is divided among a greater number of subjects, and it greatly increases the amount of time which can be devoted to each subject.

Graduates of recognized medical colleges will be given advance standing of not to exceed three terms, if his previous instruction is deemed to be equal to that given in similar branches here.

Graduates of dentistry and undergraduates of other osteopathic or medical schools of good standing can make arrangements for advance standing where the cases in question merit it.

Besides the regular course there is established a seven months' post-graduate course for two-year graduates of all recognized osteopathic colleges. Folders descriptive of the post-graduate course may be obtained on application. Inquiries may be addressed to Dr. Warren Hamilton, Secretary, Kirksville, Mo.



Osteopathy.

Osteopathy in the past few years has become so widely known and understood as a healing science, that it is only necessary to give a brief history of it, in a catalogue of this nature, whose every page is descriptive of it and its workings. That its place in science is assured from a clinical as well as a theoretical standpoint can be demonstrated by a perusal of the pages of this book and by the success of its thousands of graduates scattered throughout all the states.

The history of osteopathy is so closely connected with that of its founder, Dr. A. T. Still, that one cannot be given without the other. Dr. Still was born of sturdy pioneer stock and inherited the undaunted courage and determination that is characteristic of those who forge ahead and walk on untrodden ground. He is no less a pioneer than his parents when he stepped from out the ranks of the medical profession of which he was an honored member, and declared to the world osteopathy. It has been but a little over thirty years ago since Dr. Still announced to his patients at Baldwin, Kans., that he had done with drugs forever and that he had evolved a system of drugless healing. The struggle that followed for the next eighteen years was a hard and bitter one, and no one but Dr. Still, who bore the brunt of the battle, will know how hard it was. Deserted by relatives as well as friends and with poverty on his trail he moved with his family to Kirksville, Mo., which place was destined to become the theatre of his greatest achievements. His success in treating all manner of disease and sickness was marvelous and his fame spread rapidly over adjoining counties until he was unable to care for all that applied to him. Then it was that he thought

of instructing his sons so they could aid him, and from this desire sprang the American School of Osteopathy. From this nucleus has grown the osteopathic profession of today.


The American School has sent out thousands of graduates who are successfully combating disease and have gained osteopathy recognition by legislation in almost every state and territory in the union.

The theory of osteopathy has many versions but there is none that describe it more thoroughly or plainly than the one given by its founder in his own characteristic language.

"Osteopathy deals with the body as an intricate machine which, if kept in proper adjustment, nourished and cared for, will run smoothly into a ripe and useful old age. As long as the human machine is in order, like the locomotive or any other mechanical contrivance, it will perform the functions for which it was intended. WHEN EVERY PART OF THE MACHINE IS ADJUSTED AND IN PERFECT HARMONY, health will hold dominion over the human organism by laws as natural and immutable as the law of gravitation. Every living organism has within it the power to manufacture and prepare all chemicals, materials and forces needed to build and rebuild itself, together with all the machinery and apparatus required to do this work in the most perfect manner, producing the only substance that can be utilized in the economy of the individual. No material other than food and water taken in satisfaction of the demands of appetite (not perverted taste) can be introduced from the outside without detriment."

Osteopathy as a profession is now on equal footing with all the healing professions and as such is recognized by state legislations.

In the list of man's employments there never has been one that has ranked higher in the estimation of the people of all time than the profession which ministers unto the sick, stamps out disease and relieves suffering. Like every profession which has arisen with teachings contrary to accepted theories, osteopaths, in the early days of the profession, found their paths beset with



MAIN BUILDING.

obstacles. But as the logic of their teachings, coupled with the results the practice of these teachings produced, became known, their standing in the eyes of the people was raised, and today, little more than a decade since the first osteopath received his diploma from the hands of Dr. A. T. Still, there is no calling which commands more respect from thinking and unprejudiced people.

Unlike other professions its field is broad and there is a larger demand for competent osteopaths in every state than can be supplied. Hence to the capable energetic man or woman it offers a remunerative profession.

History and Description of the Main Building.

The American School of Osteopathy is not only the largest osteopathic school in the world, but it is also the parent school. Founded in 1892 by Dr. A. T. Still, under whose personal supervision it has been run to the present day, its growth has been in reality the growth of the profession. From a scant half-dozen pupils in one room in the modest cottage which Dr. Still called home, it soon reached proportions which demanded a separate building. The school is situated at Kirksville, Mo., which has been the home of Dr. Still for nearly a generation. Its location is nearly ideal for its purpose. Kirksville is easily accessible from any part of the country, being situated on the Wabash and the Quincy, Omaha and Kansas City railroads. It is a typical Missouri town, offering to the student the quiet environment so conducive to good work.

The main portion of the school is a rectangular building, having a front of 64 feet with a depth of 176 feet. The building is not contiguous to any other, thus affording plenty of light and air. From the basement, which is occupied by the Journal of

Osteopathy, the bathrooms and the chemistry laboratory and lecture room, to the third floor, which is given up to the amphitheatre and two large dissecting rooms, every detail has been arranged to meet the demands of an ideal osteopathic school. The treating rooms, twenty-five in number, which are located on the main floor, opening on the main hall, are commodious and are fully equipped for all purposes. The lecture rooms are large and well lighted. The two main lecture halls, North Hall and Memorial Hall, are separated by folding doors, which can be removed thus combining them into an immense auditorium, which is used for school entertainments, meetings and commencement exercises.

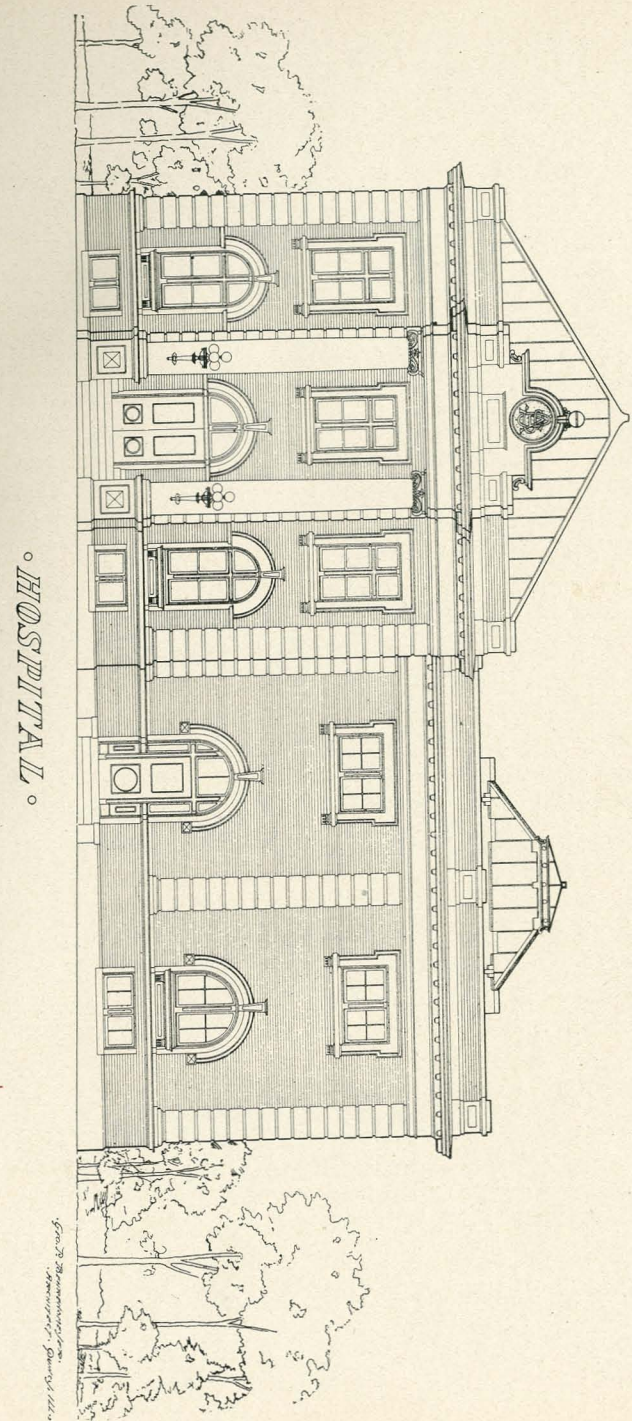
The laboratories are five in number—chemistry, bacteriological, pathological, histological and the X-ray laboratories. In each one the equipment is unsurpassed by that of any school in the country. The latest improvements in every department are immediately added to the school's equipment, and no expense is spared in procuring the best in every line.

The faculty numbers seventeen, each a specialist in his line. At the head of the faculty and president of the school is Dr. A. T. Still, the venerable founder of the science.

The A. S. O. Hospital.

The new hospital will be of sufficient capacity to accommodate a large number of patients and will be thoroughly equipped and in charge of competent physicians and nurses. All cases will be placed under the direction of members of the faculty, who will attend such cases as come within their respective departments, giving clinical instruction in the wards to advanced students.

The hospital is to have an aseptic operating room, and a clinical amphitheatre where clinics will be held in obstetrical,



gynecological and surgical work, the students instructed in and given the cases for treatment in the wards.

It is the aim of the faculty to outline the work and instruct the student in the most approved manner of caring for and treating all diseases and conditions, and this they will be able to do by the abundance of interesting cases which will be found at all times in the hospital.

A lying-in ward be established and advanced students will be instructed in the care of obstetrical patients before and after delivery and will be in attendance upon cases at the time of delivery under the direction of the instructor in obstetrics.

All patients will receive the best of attention and accommodations. Their treatments will be systematic and under the direct supervision of the superintendent in charge.

The building, now in course of construction, is to be a beautiful structure built after the most modern style of architecture. It is to consist of two stories and a basement. The front elevation is seventy eight feet wide, the depth is to be one hundred and eight feet. The walls of the building are to be made of pressed brick trimmed with heavy gray stone. The floors throughout are to consist of hard maple wood except in the halls where tiling will be used. Steam heat is to be used furnished from a plant outside the building. The plans also provide for a sanitary system of plumbing and ventilation. The building when completed will consist of forty private rooms, two wards, office rooms, reception room, kitchen, dining room, treating rooms, and amphitheatre, operating, sterilizing, and preparation rooms for surgical cases. The amphitheatre with a seating capacity for four hundred is to be used by the school for surgical and obstetrical clinics. The hospital will be equipped to accommodate from fifty to seventy-five patients at a time with every possible convenience.

Patients who desire to enter the hospital are requested to write the superintendent for rules governing admission.

Admission of Students.

To be matriculated, the student must furnish creditable evidence of good moral character. To be admitted to the Freshman class, the applicant must pass examination in (a) English, Composition, Grammar, Rhetoric; (b) Mathematics, Arithmetic, including compound numbers, percentage, ratio, and porportion; (c) History and Geography, especially of the United States; or he will be accepted if he exhibits to the Dean, by mail or otherwise, (a) diploma or certificate from a college granting the degree of A. B., B. S., or equivalent degree; (b) a diploma from a normal school established by state authority; (c) a diploma from a high school of the first degree; (d) a teacher's certificate; (e) a student's certificate of examination for admission to the Freshman class of a reputable literary or scientific college. Applicants for matriculation are advised to secure one of the above certificates in some institution near their homes. They will also find it greatly to their advantage to matriculate before the opening of the term and be in attendance at the commencement of class work.

If the student should fail to pass the entrance examinations, he may be admitted with the condition that he make up his deficiencies before entering the second semester. Women are admitted on the same terms as men.

Applicants for admission to the school who have studied in recognized colleges, medical, technical or scientific in which courses, in Human Anatomy, Physiology, Histology, and Physiological Chemistry, are a part of the instruction, may be admitted to advanced standing, provided they pass an examination in the subjects and possess the other requirements for admission.

A graduate of another osteopathic college of recognized standing may obtain the degree of D. O. at this school, after a

years' study in the undergraduate course, passing all examinations required in the last two semesters of the course and fulfilling all requirements for admission.

Undergraduates from other recognized osteopathic colleges will be given advanced standing upon the presentation of proper credits from such colleges.

DIVISION OF STUDENTS.

Students are divided into three classes, namely, the Freshman, Middle, and Senior class. No student may advance with his class, or be admitted to advance standing, until he has passed the required examinations in the studies of the previous year, or a majority of them. No student may become a member of the third class, until he has passed all the examinations of the first and in addition a majority of those of the second year.

No student will be permitted to continue his membership in the school, if at the beginning of his second year he has passed none of the first year examinations.

In order that the time of study shall count a full year, students of all classes must present themselves within the first week of the school year and register their names with the secretary.

Students who began their professional studies in other recognized osteopathic schools may be admitted to advance standing; but all persons must furnish a satisfactory certificate of time spent in osteopathic studies, and fulfil all other requirements for admission. Any student may obtain a certificate of his period of connection with this school.

DIVISION OF STUDIES.

FIRST YEAR.		SECOND YEAR.		THIRD YEAR.	
FIRST SEMESTER.	SECOND SEMESTER.	FIRST SEMESTER.	SECOND SEMESTER.	FIRST SEMESTER.	SECOND SEMESTER.
Descriptive Anatomy.	Descriptive Anatomy.	Descriptive Anatomy	Demonstrated Anatomy.	Applied Anatomy.	Applied Anatomy.
*Histology.	Physiology.	Physiology.	*Dissection.	Obstetrics.	Diseases of Eye, Ear, Nose and Throat.
Physiology.	*Principles of Osteopathy.	Practice of Osteopathy.	Physical Diagnosis.	*Bacteriology and Hygiene.	Nervous and Mental Diseases.
*General Chemistry.	*Physiological Chemistry.	Symptomatology.	Gynecology.	Surgery.	Operative Surgery.
	*Urinalysis.	*Pathology.	*Pathology.	Diseases of Skin Venereal Diseases.	Medical Jurisprudence.
	*Toxicology.	*Dissection.	Practice of Osteopathy.	Clinical Osteopathy.	Clinical Osteopathy.
		Osteopathic Manipulations.	Clinical Osteopathy.	Clinical Practice.	Clinical Practice.
			Pediatrics.		

*Laboratory work in each of these subjects two or more hours weekly.

Methods and Courses of Instruction.

The course of instruction covers three college years of nine months each. The first two years are devoted to the more strictly scientific work, which serves as a basis for the technical and clinical work which follows. Osteopathy consists of the application of those facts gathered from the various sciences which can be utilized in the preservation or restoration of health.

These facts must be known before their application can be intelligently practiced. For example, in order that one can diagnose a maladjustment of the body he must be perfectly conversant with the normal structure, for him to detect functional disturbance he must understand how and why the normal functions are maintained. It will be noticed that this school gives particular attention to Anatomy and Physiology of the body for it is on these that osteopathy is based.

Knowledge is gained from one's personal observation or is communicated from one to another. The former is positive knowledge, while the latter may be designated as heresay. The osteopathic student acquires the positive knowledge in the laboratories and hospital. While he must depend for much of his information upon lectures and text-books, it is the aim of the school to give its students all the positive knowledge possible and especially in the subjects that osteopathy is dependent upon. With this in view great stress is laid upon laboratory instruction of Anatomy, Histology, Physiological Chemistry, Urinalysis, Bacteriology and Pathology. Facts obtained in the study of these sciences make up the osteopathic mental equipment, without this knowledge he is constantly crippled in his work and the facts can be satisfactorily obtained only in the laboratory.

The objective method is carried on into clinical work as will be seen by the perusal of the courses of study.

In the laboratories the work is done by the individual stu-

dent. He does not look on while the work is demonstrated, but rather his work is watched and if not done satisfactorily he has to repeat it.

We wish in this connection to call particular attention to the faculty of the school which numbers nineteen persons. It is the custom of most medical colleges to have enrolled on their faculties almost every practicing physician of the city or community where they are located, and these men visiting the school probably once a week, if so often. All professors and instructors enrolled in this faculty devote their entire time to the work assigned them. Their work and interest is to instruct, and hence good results are obtained. The student is more interested, because the time and energy of each member of the faculty is devoted to his interest.

The forenoons are devoted mainly to lectures and recitations and the afternoons to laboratory work during the first two years and to clinical treatment during the last year.

Following is the course of instruction:

First Year.

The regular course of study covers a period of three years, divided into six semesters of eighteen weeks each. Classes are matriculated in September and February of each year. The graded curriculum of the three years' course is arranged as follows:

FIRST SEMESTER.

Anatomy—Five lectures and recitations per week, including demonstrations in osteology, myology, syndesmology and visceral anatomy.

Histology and Physiology—Five lectures per week and laboratory work throughout the term.

Inorganic Chemistry—Five lectures and recitations per week for fourteen weeks of term. Instruction and individual work in laboratory.

Organic Chemistry—Five lectures and recitations per week for four weeks of the term.

SECOND SEMESTER.

Anatomy—Five lectures and recitations per week, and demonstrations on the cadaver.

Physiology—Five lectures and recitations per week and laboratory demonstrations.

Principles of Osteopathy—Five lectures per week and laboratory work.

Physiological Chemistry—Five lectures and recitations per week for fourteen weeks.

Urinalysis—Lectures and laboratory work and individual work.

Toxicology—Five lectures and recitations per week for four weeks.

Second Year.

FIRST SEMESTER.

Anatomy—Five lectures and recitations per week, and demonstrations on the cadaver. Dissection.

Practice of Osteopathy—Five lectures per week.

Symptomatology—Five recitations per week.

Pathology—Five lectures per week and laboratory work throughout the term.

Physiology—Five lectures and recitations per week and laboratory demonstrations.

Osteopathic Manipulations—Lectures and demonstrations two hours per week.

SECOND SEMESTER.

Anatomy—Five lectures and recitations per week on regional anatomy, with demonstrations on the cadaver. Dissection.

Gynecology—Five lectures and recitations per week, and clinical demonstrations.

Practice of Osteopathy—Five lectures per week.

Diseases of Children—Five lectures per week for eight weeks.

Clinical Osteopathy—Four demonstrations per week throughout the term.

Physical Diagnosis—Five lectures and demonstrations per week for ten weeks.

Pathology—Five lectures per week and laboratory work throughout the term.

Third Year.

FIRST SEMESTER.

Applied Anatomy—Five lectures and recitations per week.

Obstetrics—Five lectures and recitations per week, and clinical demonstrations.

Bacteriology and Hygiene—Five lectures per week for ten weeks and laboratory work.

Practice and Principles of Surgery and Clinical Surgery—Five lectures and demonstrations per week.

Diseases of the Skin and Venereal Diseases—Five lectures per week for eight weeks. Clinical demonstrations.

Clinical Osteopathy—Four demonstrations per week throughout the term.

Clinical Practice—Three afternoons per week.

SECOND SEMESTER.

Applied Anatomy—Five lectures and recitations per week.

Diseases of the Eye, Ear, Nose and Throat—Five lectures per week and clinical demonstrations.

Nervous and Mental Diseases—Five lectures and recitations per week.

Operative Surgery—Five lectures and demonstrations per week. Laboratory work.

Clinical Practice—Three afternoons per week.

Clinical Osteopathy—Four demonstrations per week throughout the term.

Medical Jurisprudence—Twenty lectures per term.



A CORNER IN THE AMPHITHEATRE.

Anatomy.

F. P. YOUNG, M. D., D. O., Demonstrator of Anatomy.

M. E. CLARK, D. O., Applied Anatomy.

W. R. LAUGHLIN, M. S., D. O., Descriptive Anatomy.

ANATOMICAL LABORATORY.

A thorough and accurate knowledge of anatomy is the foundation of successful osteopathic practice, and it is upon this subject that the school lays particular stress.

The school furnishes ample supply of material for dissection. Every student is obliged to dissect thoroughly and carefully every part of the body during this course.

It is the aim of the instructors in the laboratory not only to demand of each student a thorough and careful dissection, but also to ascertain that he has worked intelligently and has gained a clear idea of the structure and relations of the parts he has been dissecting.

The laboratory is a large well lighted room on the third floor and will accommodate fifty students at a time.

Suitable methods are employed to preserve the anatomical material, the blood-vessels being injected with a red material making them easily demonstrated. Students have access to this laboratory any time during the course after the first semester of attendance.

Descriptive Anatomy.

Descriptive anatomy is given during the first three semesters and consists of lectures and quizzes, illustrated by drawings and models.

In the first semester the arm and leg are carefully gone over, every structure of them is studied closely. The vessels and nerves are traced, the bones and joints studied and the origin and insertion of every muscle with the nerve supply memorized.

This preliminary work gives the student an excellent insight and foundation for future work in this subject.

In the second semester, a careful review is made of the term's work and in addition the viscera are taken up.

Every organ with relations, innervation and blood supply is carefully studied. In this course the student is expected to get a fair knowledge of the structures of the entire body, with the exception of the nervous system. He is at this time privileged to enter the laboratory and dissect the structures he is studying.

Lectures and quizzes are the methods used in instruction. An examination is given at the end of this term covering the anatomy of the entire term's work.

In the third semester a review is made of the entire subject gone over, and then the nervous system is taken up. This part of anatomy, on the knowledge of which his future success depends, is of especial interest to the student of osteopathy, hence every part is taken up carefully. With models, drawings, and dissections, the brain, cord, spinal nerves, plexuses, the sympathetic system with connections and ganglia are carefully studied. The work taken in these three semesters is a special preparation for the demonstrated and applied anatomy which follows.

Demonstrated Anatomy.

This course is a continuance of the work of the three preceding semesters, and covers a period of one semester.

It consists of daily demonstrations on the cadaver with frequent quizzes on the part last demonstrated. The work in this term being in a sense, a review of the work in the preceding terms, but reference is here paid more especially to the relations of the structures, dissections necessary to expose certain structures, actions of muscles and functions of the different organs, with frequent hints as to the cause of different diseases, and osteopathic treatment of same.

This course is purely practical and every structure is carefully dissected and explained, especially of the nervous system, its plexuses, ganglia and connections, with the structures in re-

lation. This gives the student an insight as to cause and conditions of lesions causing disturbances.

Applied Anatomy.

In this course in anatomy the cause and symptoms of diseases are considered from an anatomical view-point. Since the underlying principle of osteopathy is that disease is due to a derangement of structure, all structures that are liable to displacement are studied as to function and relation. Every joint is taken up separately and its functions, relations and lesions, and effects of its lesions are considered. This course applies not only the knowledge of anatomy, but that of physiology, pathology, and physical diagnosis in the explanation of effects. The objects of the course are to explain treatment, interpret the various signs and symptoms of disease and to impress on the student that the body is a perfect self-running machine as long as the parts are in harmonious relation. This course is the "goal" for which the student has been prepared by the instruction during the preceding semesters. It extends through the two semesters of the senior year and consists of daily recitations, consisting of lectures, quizzes, demonstrations and clinics.

Text books: Laughlin, Gray, Morris, Cunningham, Deaver, Gerrish and Quain.

First Year.

	FIRST SEMESTER.	
Lectures,	Prof. Laughlin, daily.	90 hrs.
	SECOND SEMESTER	
Lectures,	Prof. Laughlin, daily.	90 hrs.
	Second Year.	
	FIRST SEMESTER.	
Lectures and Quizzes,	Prof. Laughlin, daily.	90 hrs.

SECOND SEMESTER.

Demonstrated Anatomy;	Prof. Young, daily.	90 hrs.
Dissection.	12 weeks, 3 hrs. daily.	216 hrs.

Third Year.

FIRST SEMESTER

Applied Anatomy,	Prof. Clark, daily.	90 hrs.
------------------	---------------------	---------

SECOND SEMESTER.

Applied Anatomy,	Prof. Clark, daily.	90 hrs.
------------------	---------------------	---------

Chemistry.

CHAS. H. HOFFMAN, Ph. D., M. D., D. O., Professor.

W. D. DOBSON, A. M., D. O., Professor.

CHEMICAL LABORATORY.

The laboratory for organic, inorganic, and physiological chemistry is located on the ground floor of the main building and has excellent equipment. It consists of individual desks for forty five students with suitable reagents, bottles, test tubes, graduated funnels, beakers, flasks, etc., besides for general analysis, chemical balances, distilling apparatus, uriometers, albuminimeters, specific gravity apparatus, spectroscopes, polarimeter, hemoglobinometers, microscopes, drying apparatus and all other articles found in a first-class laboratory.

In this laboratory each student makes the test or performs the experiment following each lecture, and the several branches of chemical analysis in use by specialists are made and worked out by the student. He advances by working out results for himself by the experimental method.

In urinalysis the aim of the instruction is to bring out prominently the relations of the chemistry of the urine to physiological processes and pathological facts.

The student is taught to use the most improved methods of detection and quantitative determination, not only to detect, isolate and determine the constituent compounds of the urine, both normal and abnormal, but to determine the presence of disturbed physiological processes, to detect pathological changes, and to measure the degree of same.

In this way the student becomes proficient and is fully capable to make

a complete urinalysis.

Desks are reserved in the laboratory for students of the senior class for analysis or research work.

Organic and Inorganic Chemistry.

In the first semester of the first year general chemistry is taken up and consists of daily lectures and quizzes with experiments by the instructor. The work is made as practical as possible and the experiments are worked out by the individual student in the laboratory. This course gives a good general knowledge of the science and includes organic and inorganic chemistry.

Physiological Chemistry.

This course is given in the second semester of the first year and consists of the study of carbohydrates, proteids, fats, digestive fluids, blood, milk, bile, with a view of emphasizing the chemical side of physiological processes. This is accomplished by lectures, quizzes, experiments by the instructor and the individual student in the laboratory.

It is also the aim of this department to deal with the examinations of the stuffs which enter into the composition of the animal body or are used by it as a means of nutrition or are excreted in the form of waste products. This is followed by examination of physiological secretions of various kinds as well as an examination of many of the tissues of the body.

Urinalysis.

Besides the laboratory work in this subject, daily lectures are given during the last two months of the second semester. The subject is given by lectures and quizzes by the instructor, and the experiments performed and explained to the class. The principal work is done however in the laboratory.

Toxicology.

The work in toxicology embraces instruction by lectures not only on the character, facts and all forms of poisoning, but methods

of detection of criminal poisoning, and the duties of practitioners under the law in such cases.

Special emphasis is placed upon diagnosis of poisoning and each separate poison is studied from the standpoint of chemical analysis, symptoms, toxic-dose, fatal period, treatment and post mortem appearances.

Text Books:—General Chemistry; Simon, Wohler, Mead, McClannan Proctor, Witthaus.

Physiological Chemistry; Halliburton, Bunge, Simon, Wolf, Novey, Proctor.

Urinalysis; Purdy, Ogden, Saxe, Tyson, Bartley, Proctor.

Toxicology; Riley, Tanner, Dwight, Bartley.

Physiology.

L. VON H. GERDINE, A. M., D. O., Professor.

W. D. DOBSON, A. M., D. O., Professor.

PHYSIOLOGY.

Physiology is given three semesters in the first and second years. The method of instruction being demonstrated by models, experiments, lectures quizzes, etc. The school has much apparatus which is available to the student for experimental and research work.

Nutritional Physiology.

In the first semester, the physiology of the circulation, nutrition and digestion is taken up. The instruction is given in connection with the microscopical and gross anatomy of the part so that the student can get the proper idea of the relation of the subjects and is preparatory to the work of the second semester when the physiology of digestion, nutrition, circulation, absorption, excretion, secretions, and respiration is taken up in detail. The object aimed at in this work is two fold. In the first place to give the student an adequate knowledge of the essentials of the science and of its application to osteopathic theory and

practice, and at the same time the student is instructed in scientific methods. The fundamental experiments upon which the facts of physiology are based are discussed and criticised. The student is thus taught to reason for himself on questions of facts and discuss authority as such.

Physiology of the Nervous System.

In the first semester of the second year the physiology of the muscles and nervous system is taken up.

To the osteopath this is the important work in physiology and embraces experiments and discussions of the latest research work along this line.

In the recitations the student is required to prove the statements by evidence, in this manner he becomes trained in the methods of the science and is enabled to apply physiological reasoning later in his work in the field, both in explaining osteopathic theory and also in devising new methods for treatment.

TEXT BOOKS:—Landois, Brubaker, American Text, Stewart.

Histology.

WILLIAM D. DOBSON, A. M., D. O., Professor.

E. G. STARR, D. O., Assistant.

LABORATORY.

The histological laboratory is located on the second floor of the main building and is a large, well lighted room with desks and equipment for fifty students. Its equipment is entirely modern, containing microscopes with high and low power, microtomes and many other pieces of apparatus, offering altogether ample facilities for elementary and advanced work, and for investigation.

The student is instructed in preparing, staining and mounting the tissues, which are from all organs and tissues of the human body, after which he draws as accurately as possible the structure of them. In this manner he becomes

familiar with the structure of tissues and organs and lays a most practical foundation for future work in pathology and practice.

The laboratory also has many especially mounted and prepared specimens, which illustrate sections not ordinarily obtainable, also drawings and models which are accessible to the student.

Demonstration with lantern and projection microscope are given weekly and the tissues studied during the past week discussed.

Special accommodations are furnished in the laboratory for students, who wish to pursue special or advanced work. Special facilities are offered to original investigators, who will receive such personal aid as may be necessary or advantageous.

Lectures in Histology are given during the first semester of of the first year, daily. The different tissues and structures of the body are taken up systematically and are demonstrated by models and drawings. This hour is more of a recitation of the work done in the laboratory where the practical work is given.

This is an important study of the course, and the time it covers is of sufficient length for the student to become thoroughly familiar with it.

TEXT BOOKS:—Bailey, Huber's Laboratory Manual, Stohr, Bohm and Davidhoff.

Bacteriology and Hygiene.

C. H. HOFFMAN, M. D., Ph. D., D. O., Professor.

In the laboratory the student is required to familiarize himself with the preparation of culture media, study the growth of bacteria, their morphology and staining reactions. He will be taught how to examine sputum, pus and other pathologic secretions and excretions.

This course will consist of lectures, recitations and laboratory work, during the first semester of the senior year. Lectures will embrace the biology of bacteria, the mechanism of infections, immunity, methods for the observation, study and growth

NORTH HALL.



of bacteria, of sterilization and disinfection, bacteriology of the water, soil, foods, and also the relative value of antiseptics, germicides and disinfectants. Specific diseases as well as chronic inflammatory diseases and the bacteria which cause them will be discussed as well as their prophylaxis and hygiene.

TEXT BOOKS:—McFarland, Zappfe, Williams.

Principles of Osteopathy.

L. VON H. Gerdine, A. M., D. O.

This subject is taken up in the second semester of the first year, and consists of daily lectures, quizzes and laboratory demonstrations of land marks of the normal and abnormal condition of the body. This subject is purely an osteopathic one.

Principles of Osteopathy, as the name implies, is the one branch of study which differentiates the curriculum of osteopathic colleges from that of every other school of the healing art. It stands alone, unique in its special position, embracing all that is new and distinctly osteopathic in the methods of treating disease.

Osteopathy being a radical departure from the old methods of healing, it becomes necessary that the student understand something of the basic facts and fundamental conceptions of life as they appeared to the father of the science. Discussions of these fundamental characteristics is necessary to a comprehension of every-day body action and to the explanation of the various phenomena of disease.

The human body is considered as a physical mechanism and chemical and physical laboratory, a self-sufficient machine—in short the highest and most perfect production of nature's laws, whose natural heritage is health and whose normal expression is harmony. By the "normal body" is understood that condition of perfect adjustment of all its parts, so that there shall be

no interference with the generation and circulation of the various forces and fluids of the body.

Disease then is considered as an evidence of maladjustment, a sign of abnormality, and the principles of osteopathic treatment are but the principles of mechanical adjustment.

In order that the student shall be able to recognize and interpret abnormal conditions of structure the daily lectures and quizzes in this department are supplemented by individual study of the skeleton and the normal living anatomy. For this purpose the class is divided into small sections and daily laboratory instruction is given in the methods of examination and determination of lesions. Here the student becomes familiar with the technique of the science and by the aid of known facts of anatomy and physiology learn to diagnose internal disorders from external signs—learn to reason from effect to cause, from symptom to lesion and how to adjust the faulty structure.

Upon the proper understanding and application of the principles of osteopathy rests the success of every osteopathic practitioner.

TEXT BOOKS:—Still, Hulett, Hazzard.

Pathology.

C. H. HOFFMAN, M. D., PH. D., D. O., Professor.

The pathologic laboratory is amply supplied with microscopes, and all other apparatus and instruments necessary for the study of pathologic histology. Students are required to stain, mount and study specimens illustrating the different pathologic changes occurring in the body during the most diverse disease processes. The study of the slides will be facilitated by the use of the stereopticon once a week, when the specimens to be studied will be thrown on the screen and explained.

This course extends over a period of two semesters in the second year and consists of lectures, laboratory work, stereopticon demonstrations and post mortem examinations.

Lectures and recitations are given throughout the entire course and cover the whole ground of both special and general pathology.

Osteopathic pathology embracing anatomical changes not ordinarily recognized will be considered with their attendant disturbances.

TEXT BOOKS:—Siegler, Delafield and Prudden, Caplin, Stengel.

Physical Diagnosis.

GEORGE A. STILL, M. D., D. O., Professor.

Physical diagnosis is given during the second semester of the second year, by daily lectures and practical demonstrations.

In it are considered the various methods of physical diagnosis with special reference to osteopathic diagnosis. Osteopathic diagnosis is in reality a special and very thorough form of physical diagnosis. The important facts of the latter science are of great use to the osteopath in carrying on his examination, but his special method of osteopathic examination of the body and diagnosis of diseases is a most important system in itself. It is new and quite different in method from ordinary physical diagnosis.

The lectures are accompanied by demonstrations showing the student the practical use of the various physical methods of examination. He is thus taught the value of those signs of disease which are found by inspection, hearing, measurements, etc.

TEXT BOOKS:—Cabot, Corwin, Vierordt.

Osteopathic Technique.

G. M. LAUGHLIN, D. O., Professor.

Instruction in Osteopathic Manipulations, given by Dr. G. M. Laughlin, is made a special feature of the course and is given to the students in the first semester of the second year, in order to prepare its members for the work of actual practice in the succeeding terms. The class is divided into small divisions for the purpose of better instruction, and each student is drilled in the diagnosis of lesions and in the manipulations for their correction. The work is supplemented in the Senior year by instruction from members of the Faculty and treating staff in actual practice.

Diseases of the Eye, Ear, Nose and Throat.

F. P. YOUNG, M. D., D. O., Professor.

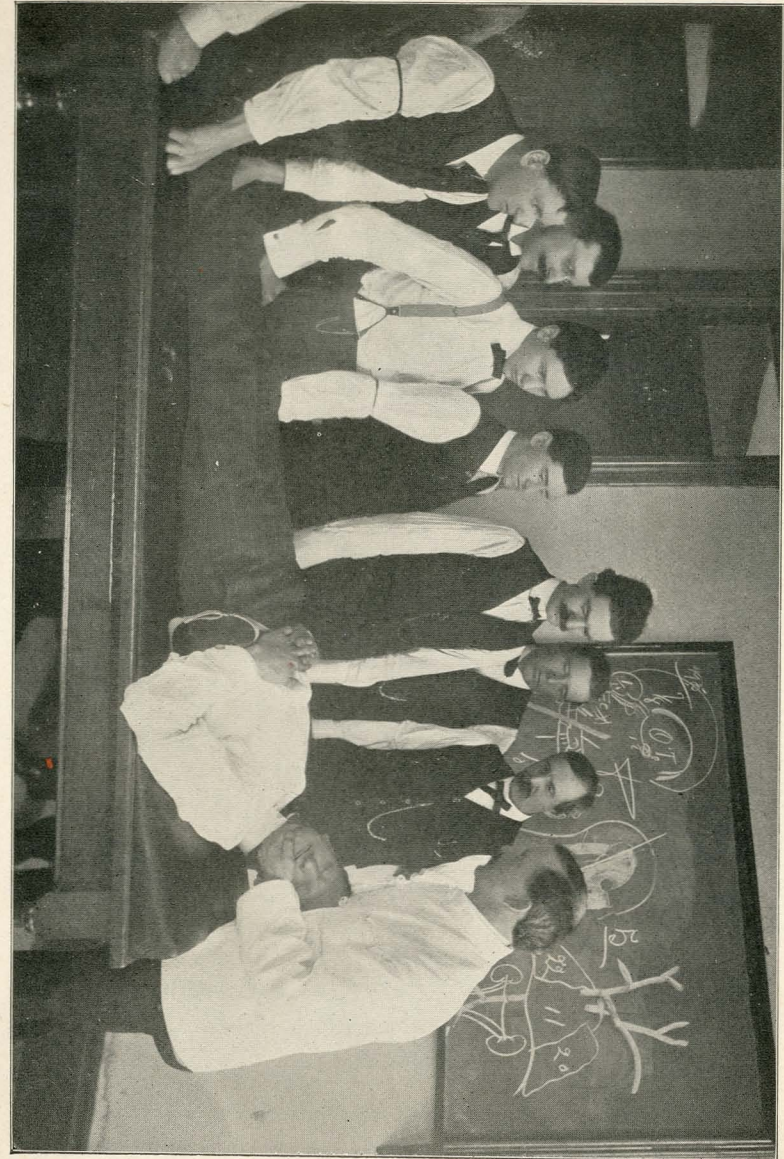
Osteopathy has greatly simplified the treatment of diseases of the eye, ear, nose and throat. Cases of this nature are usually treated by a specialist and by surgical methods, but osteopathic treatment of such cases has demonstrated that the major portion can be successfully treated by its methods.

In the clinics are found many conditions and cases of this trouble, and the treatments for each are demonstrated, and these given to the student to carry out.

The surgical treatment where necessary is demonstrated in the hospital, students assisting in and caring for the patient before and after the operation.

Instruction in these subjects is given during the last semester of the Senior term, by lecture, quiz and the practical method above described. The etiology, pathology, treatment is fully discussed and studied from a purely osteopathic standpoint and many cases formerly thought to be incurable or surgical are readily relieved by osteopathic measures. The student is instructed in the differentiation of surgical cases and those not requiring it

A DIVISION IN OSTEOPATHIC TECHNIQUE.



The student will be instructed in the various methods of examination of the eye, as the use of the ophthalmoscope, the methods of determining astigmatism, myopia and hypermetropia, etc.

The operations which are required for the relief of certain affections will also be demonstrated.

TEXT BOOKS:—Posey and Wright, Nettleship, American Text.

Practice of Osteopathy.

GEO. M. LAUGHLIN, M. S. D., D. O., Professor.

Practice of Osteopathy is given during the first and second semesters of the second year by daily lectures and demonstrations.

The work is taken up systematically as it appears in recognized texts. The various diseases are discussed and their etiology, including the osteopathic causes, is given. The symptoms, pathology, diagnosis, treatment and prognosis are also discussed from an osteopathic standpoint.

This subject being a most practical one and one to which the student has been working it is made as interesting as possible, and is conducted by lectures, quizzes and demonstrations, the osteopathic treatment for various abnormal conditions being demonstrated on a subject before the class. The body is gone over topically, showing specific osteopathic methods of examination and treatment for all the various lesions and anatomical irregularities commonly found.

During the second semester the student is in attendance at the daily clinic and is thus given an opportunity to observe many diseases.

The proper sanitary methods of handling infectious and con-

tagious disease are demonstrated in this course, this being given in supplement to the daily lectures and quizzes.

Special consideration is given to the various lesions that may cause a given disease, to the theory of their action, and to anatomical relations existing between the anatomical cause and the disease.

In connection with the lectures, hygiene and dietetics are considered, giving to these their proper importance in the different diseases.

This course prepares the student for clinical practice in the Senior year.

Symptomatology.

E. C. LINK, B. S. D., D. O., Professor.

This subject is given during the first semester of the second year, and is supplementing to the Practice of Osteopathy.

In the practice of osteopathy, symptomatology, occupies a secondary place. Recognizing in symptoms merely evidence of disordered function, they are of use only as indicators of the nature and location of a pathological lesion. Associated with quizzes on lectures given in practice of osteopathy, are discussions of the various symptoms essential in the diagnosis of the more common disease conditions. Memory work is discouraged, the constant attempt being made to show a relation between a morbid condition and its usual manifestation. Brief lectures with reference to recognized texts, a thorough quiz each day, constitute the method of instruction.

TEXT BOOKS:—Hazard, McConnell, Anders, Stevens, Osler, Butler, Tyson, French.

Surgery.

F. P. YOUNG, M. D., D. O., Professor.

GEORGE A. STILL, M. D., D. O., Assistant.

This subject extends entirely through the senior year. It includes lectures and quizzes upon the principles and practice of surgery, clinical surgery in the hospital and a course in operative surgery in the laboratory upon the cadaver.

While the practice of osteopathy has rendered operations many times unnecessary, in fact revolutionized the present surgical practice, yet this course in surgery will be complete in every detail.

The student will be especially instructed when to resort to surgery. Many cases in osteopathic practice are not considered surgical when they are so considered by other practitioners, since relief can be given by other means, thus avoiding the dangers incident to the use of the knife. The student will be carefully instructed in the technique of asepsis and the preparation for an operation. He will then be further instructed in the after treatment of operation cases and as far as possible be allowed to dress and care for cases.

The student will be given a thorough course in anesthesia and anesthetics. The osteopathic methods resorted to in meeting the complications and accidents occurring during the administration of an anesthetic will be an important feature of the course.

The course in surgery will include the treatment for all surgical diseases and conditions, all operative methods and procedures will be gone into in detail. The general scope and aim of the course is to give the student as complete a surgical education as can be obtained in school. After completing the course the student will be qualified to perform any minor or major surgical operation or to properly handle any surgical condition.

TEXT BOOKS:—Young, DaCosta, American text.

Clinical Osteopathy.

G. M. LAUGHLIN, D. O., Professor.

This department of the school, in charge of Dr. G. M. Laughlin, is a most important one in preparing the student for osteopathic practice. The department of clinical practice is a very large one. Several thousand patients are treated annually, free of charge, by the students of the Senior class. These patients come from all parts of the country to receive this treatment. A great deal of acute practice, or practice in acute cases, comes into the hands of these student practitioners, as the people throughout the city of Kirksville make a common custom of calling them to attend acute cases, such as scarlet fever, diphtheria, typhoid fever, pneumonia, and, in fact, any and all diseases met by the general practitioner. In this way the student learns the responsibilities of actual practice and is taught to recognize and care for every disease.

Every afternoon of the week is given up to clinic practice in the rooms of the infirmary. This work, as well as the practice of the students in all acute cases, is under the supervision of the members of the staff and faculty. Contagious diseases are treated under the supervision, also, of the local board of health. Careful records of all the cases treated are kept and are held for future reference. These case reports show a most satisfactory record of cures.

Daily, excepting Wednesday and Saturday, clinic lectures are delivered by Dr. G. M. Laughlin before the clinic class. The clinic patients coming in for treatment are presented before the class and full explanation is made of the disease of each. The case is examined in the presence of the class, the lesions causing the disease are pointed out, and the treatment for the case is demonstrated upon the patient.

These cases are then assigned to the Senior students for

treatment. At the close of the term each member of the class is required to report the cases he has treated upon report blanks furnished for that purpose. These reports are kept for record. The following list of cases, taken here and there from our clinic record, will give the reader an idea of the class of cases treated in this department:

Infantile paralysis, goitre, hydrocele, exophthalmic goitre, chronic rheumatism, infantile hemiplegia, catarrh, enuresis, traumatic paralysis, chorea, paralysis spinal accessory nerve, hydrocephalus, torticollis, Pott's disease, tubercular knee, hip-joint disease, spinal curvature, epilepsy, chronic gastritis, rickets, synovitis, lumbago, sciatica, paralysis agitans, paralysis optic nerve, Bell's palsy, cataract, asthma, hemiplegia, Raynaud's disease, abscess of lung, progressive muscular dystrophy, bulbar paralysis, congenital club foot, locomotor ataxia, Fredreich's ataxia, valvular heart disease, multiple sclerosis, spina bifida, Little's disease, spastic paraplegia, fracture neck of femur (united), diabetes mellitus, albuminuric retinitis, strabismus, glaucoma, astigmatism, congenital dislocation of hip, erythromelalgia, conjunctivitis, gall stones, angina pectoris, paresis, impaction of cecum, dislocated shoulder, rheumatoid arthritis, multiple neuritis, otitis media, chronic tonsillitis, aphonia, leukemia, psoriasis, leukoderma, diplopia, osteitis (spinal), osteomalacia, catalepsy, compression paraplegia, telegrapher's cramp, psoas abscess, dislocated hip (traumatic), constipation, appendicitis, progressive muscular atrophy, Bright's disease, hemorrhoids, la grippe, pneumonia, measles, scarlet fever, smallpox, tonsillitis, chicken pox, diphtheria, croup, malaria, typhoid fever, orchitis, gonorrhoea, etc. In addition, numerous cases of diseases of women, dislocations and fractures of all forms and other conditions too numerous to mention, are treated in this department.

Gynecology.

M. E. CLARK, D. O., Professor.
 F. G. CROWLEY, D. O., Assistant.
 NETTIE OLDS HAIGHT, D. O., Assistant.

The study of this course is taken up during the second semester of the middle year. The work consists of daily lectures and demonstrations and a clinic in which the students meet in divisions and where each student is required to make manual examinations of the spine and pelvic organs and outline the treatment under the direction of the instructor of this department. The female ward of the hospital will offer ample material and facilities for this work.

Many of these cases which are thought to be surgical yield readily to osteopathic treatment, this science having done more to revolutionize the treatment of the diseases of women than all others.

Professor M. E. Clark, D. O., is in charge of this department. The instruction is given by lectures and quizzes, and demonstrated by drawings, models, dissection of pelvic organs and upon clinical patients.

In teaching any subjects which deals with effects, it is necessary in order to understand that subject to understand its causes. There must be a cause for every effect. Thus it is, in diseases of women. Disease is an effect, a result of some cause and this cause is in most instances, deranged anatomy. Realizing that health depends on this, a thorough course is given in the anatomy of the pelvic organs, their connections with the spinal cord and sympathetic system. Special attention is given to bony lesions, and the blood supply both to and from pelvic organs. These are illustrated in the practical methods already mentioned.

Gynecology merits great research since little is known about it, if we are to judge by the cases which are presented for treatment. Osteopathy has advanced farther along this line than any

other, partially on account of the number of gynecological patients treated, but more especially on account of researches along that line by the founder of the science and his co-laborers in the A. S. O. As a result of this, new discoveries often occur and are presented to the classes, the students thus obtaining the pure unadulterated osteopathic gynecology.

TEXT BOOKS:—Clark, Dudley.

Obstetrics.

M. E. CLARK, D. O., Professor.
 NETTIE OLDS HAIGHT, D. O., Assistant.

The instruction in this department covers a period of five months and is given the first half of the Senior year. The method of instruction is by lectures, quizzes, demonstrations on models, skeletons and prepared fetuses and by actual care of patients before, during and after parturition, the points that are peculiarly osteopathic being emphasized.

Great prominence is given this department on account of the many advantages over and improvement on the usual methods, the osteopathic care of the patient during the confinement being thoroughly discussed. The advantages of osteopathic obstetrics over the usual methods are first, prevention of lacerations both of cervix and perineum in ninety-nine per cent of cases; second, rapid convalescence of patient; third, shortening of number of hours of labor; fourth, lessening of pain of labor; fifth, prevention of puerperal fever; sixth, prevention of mastitis; seventh, prevention of milk-leg and the various sequelæ that sometimes follow labor, and eighth, prevention of sore eyes and various other complaints in the new born. These advantages have been proven

by Dr. C. E. Still and Dr. Clark, from the record of over a thousand cases. The results of the actual practice are given to illustrate the osteopathic ideas.

TEXT BOOKS:—Edgar, Williams.

Pediatrics.

M. E. CLARK, D. O., Professor.

Instruction in Diseases of Children is given during the second semester of the second year by lectures, quizzes and clinical demonstrations. This has been made an important department on account of the wonderful results that are obtained in the treatment of children, the ready response to treatment and the prevention of so many deformities and diseases if the case is taken in time. Special attention is given the prophylactic treatment of deformities, such as spinal curvature, hip-joint disease, and the various bowel complaints, exanthemata and errors in nutrition. Along with the discussion of the spinal and other bony lesions, the diet and general care of the child is considered. So far as it is possible the diagnosis and treatment of the acute as well as the chronic diseases usually found in children will be demonstrated by hospital cases.

TEXT BOOKS:—American Text, Holt, Saunder's Essentials.

Skin and Venereal Diseases.

C. H. HOFFMAN, M. D., Ph. D., D. O., Professor

The course of instruction in Skin and Venereal Diseases is



A DIVISION IN GYNECOLOGICAL CLINIC.

given during the second semester of the Senior year and consists of lectures, recitations, and clinical demonstrations.

Lectures cover the etiology, pathology, symptomatology and treatment of these affections and their etiology and hygiene is especially discussed from the osteopathic standpoint.

Clinics will be held at the hospital with the purpose to better acquaint the student with the diagnosis and treatment of these affections. The differential diagnosis by means of microscopic examinations will also be discussed and practically demonstrated in the laboratory.

TEXT BOOKS:—Hyde and Montgomery, Keys, Stelwagon.

Nervous and Mental Diseases.

GEO. M. LAUGHLIN, M. S. D., D. O., Clinical Professor.

L. VON H. Gerdine, A. M., D. O., Professor.

The course consists of daily lectures during the second half of the third year. The anatomy of the nervous system is first briefly reviewed. This is followed by instruction in the physiology and pathology. Pathology being perverted physiology the two subjects are best considered together, the one illustrating the other. So, too, the study of perverted function brings up the symptomatology, thereupon the work leads naturally by easy gradations to consideration of nervous and mental diseases as a whole. The lectures are illustrated by cases from the large and excellent out-patient service, and from the wards of the hospital. In addition, the students are given an opportunity to study cases outside the lecture hours and to report on them. In the diagnosis and treatment the methods of the medical profession are considered and contrasted with those of the osteopathic, thereby broadening the student's point of view and enabling him clearly to recognize the causes for the marked success

of the osteopathic practitioner in a field which was formerly regarded as to a great extent hopeless.

TEXT BOOKS:—Dana, Gowers, Church and Peterson.

Medical Jurisprudence.

HON. CHAS. E. MURRELL, L. L. B., Lecturer.

The subject of Medical Jurisprudence is treated by Hon. Chas. E. Murrell, L. L. B., of the Kirksville Bar, in a course of lectures on the subjects of Contracts, Bills and Notes, Torts, Contracts, Express and Implied between Physician and Patient, Physician's Right to Recover Compensation for Professional Services, Recovery of Compensation, The Right to Practice the Healing Art, Privilege Communications Between Physician and Patient, Malpractice, Abortion, Infanticide, Expert Witnesses, and Application and Construction of Osteopathic Laws in the Various States.

Every professional man or woman should master at least the general principles of law governing his or her transactions in business and professional relations in life. The doctor should be instructed in such way as to enable him to solve those questions of law which most frequently present themselves in his professional work, and which he may at any time be called upon to solve, and to understand the different questions of law, together with the reasons upon which they are based, not only that the doctor may understand his rights in a given case, but that he may be able to apply those principles or general rules of law to new conditions and facts when they present themselves.

The doctor should understand his legal rights and liabilities to his patient, and the duties the patient owes the doctor under either an express or implied contract. Also his duties to the public and society in general.

For these reasons and the further fact that old and established principles and rules of law have been and are being applied to new conditions and to the practice of osteopathy by the courts, and new measures governing and regulating the practice of osteopathy and establishing the rights and liabilities of the osteopath are being enacted, and being construed by the courts in the different states, the subject of Medical Jurisprudence merits the dignity of a special and independent place in a course of osteopathy.

At the conclusion of Mr. Murrell's lectures, Dr. Chas. H. Hoffman will give a number of lectures and demonstrations.

Demonstrations consist of showing the technique of legal post mortems, detection of blood in stains, differentiation as to its being human, etc. Lectures embrace the signs of death by drowning, by poisoning, by strangulation; differentiation between injuries and burns inflicted before or after death; rape, the signs of virginity, criminal abortions, etc. The special object of this course is to qualify the practitioner to testify in court as an expert if he should be called upon to do so.



Examinations.

The examinations in all required subjects are held at the end of each semester. The examinations are therefore held twice a year and a student failing in the first examination will be given an opportunity to make up his deficiency and at the end of the year take an examination for the two semesters. The examination in May is final.

Class and laboratory records are carefully kept by the instructors in charge and form a large per cent of the general average. This method has been adopted because it is the most practical and gives the best test of a student's knowledge of a subject.

The following is a summary of the time allowed for examination in each subject.

FIRST YEAR—Descriptive Anatomy, Histology, Physiology, General Chemistry and Principles of Osteopathy, each two hours. Physiological Chemistry, two hours written and one hour laboratory. Urinalysis, one hour written, two hours laboratory. Toxicology one hour.

SECOND YEAR—Descriptive Anatomy, Practice of Osteopathy, Pathology, Physiology, Anatomy, Pediatrics and Gynecology, two hours each. Symptomatology, one hour. Osteopathic Manipulations, one hour. Physical Diagnosis, one hour written, one hour practical. Clinical Osteopathy, one hour written and one hour practical.

THIRD YEAR—Applied Anatomy and Diseases of Eye, Ear, Nose and Throat, three hours each. Obstetrics, Venereal Diseases, Bacteriology and Hygiene, Clinical Osteopathy, Nervous and Mental Diseases, Surgery and Medical Jurisprudence, each two hours. Diseases of the Skin, one hour.

In addition to the above examinations every student is required:

To dissect a lateral half of a body under the supervision of the demonstrator. To give two hundred treatments in the clinic rooms of the school and to report in full on blanks supplied for the purpose such cases as may be required by the instructor in charge.

No student will be allowed to take examinations earlier in the semester than the time specified in the calendar.

Degree of Doctor of Osteopathy.

Every candidate for the degree of Doctor of Osteopathy must be at least twenty-one years of age, and of good moral character. He must fulfill all requirements for admission to this school and must give evidence of having studied in a recognized osteopathic college three full years, of which at least one year must be spent at this school. He must pass all required examinations.

Fees and Expenses.

Matriculation fee, \$25.00, payable at the time of entering. Tuition, \$150.00 per year, payable at the beginning of each year.

This admits the student to all lectures, recitations, laboratory work, clinics, etc. as provided in the curriculum for the three years' course and entitles him to a diploma on completion of the course of study, provided all other regulations have been complied with. There are no other charges of any kind during the

course except the price of material for dissection, which is \$12.50.

The scholarship provides for the refund of unearned tuition in case the student finds it necessary to give up the study.

The full set of text books for the entire course will cost about \$65.00. Good board may be secured at from \$2.00 to \$5.00 per week, or students desiring to do so, can rent rooms unfurnished and board themselves, thereby somewhat lessening the expense. Students will be assisted in finding suitable boarding places when they so desire. Board and rooms can be secured at any time, and it is not necessary to make arrangements until after arrival; however, it is advisable for those who wish to rent houses or rooms for house-keeping to make their arrangements in advance. For any additional information concerning tuition, etc., address the secretary.

Clinical Advantages.

No more important department of work is found than that of clinics. After the student has mastered the principles and theory of osteopathy, and has a good knowledge of the mechanism and functionings of the body, he then must have the practical knowledge of how to apply them before he is a capable osteopath. Its value as a final means of equipping the student for practice, by making him familiar with the clinical manifestations of disease, with diagnosis, and with the actual care and treatment of cases, is fully recognized. No effort is spared to make this department of the greatest practical benefit to the Seniors about to go into the field. In it they gain sufficient experience in the treatment of diseases to contribute much to their later success.

Kirksville offers much in the way of clinic practice to the student. Besides the treatments given in the treating rooms of

the infirmary. The student is called into the homes to treat all kinds of acute cases.

Kirksville being the home of osteopathy, several hundred patients suffering from all forms of disease come for treatment from all parts of the U. S., and the treatment of these cases evolves upon the students. In addition the school has now in course of construction, and to be finished by September 1, 1905, a modern hospital. This will add to the already existing advantages, by giving the student an opportunity to treat acute diseases, and surgical cases, and to become perfectly familiar with the management of them.

We can reasonably claim equal clinical advantages with the average college of healing of any method. There are frequently as many as five hundred clinical patients at a time that are under treatment by the Senior students.

Courses for Graduates.

A Seven Months' Post-Graduate Course, to begin September 4, 1905, has been instituted. This course is for the two-year graduates of this, as well as other recognized Colleges of Osteopathy, and is planned to give them with their former twenty months, twenty-seven months, or an equivalent of the three years' course of nine months each.

The American Osteopathic Association has demanded three years, all recent legislations require as much, and all the recognized colleges have complied with this demand. Hence this course by the American School to prepare practitioners to conform to these requirements and to better equip them for their professional duties.

Osteopathy has in the past few years made rapid strides and

is now on a more scientific basis than ever before. Its great fundamental principle can never be changed, but like all other sciences, a part of its methods and teachings of yesterday are obsolete today. These changes are indicative of progress and are brought about by investigation, experiment and research. The American School as the parent school of osteopathy still retains its place in the lead in this spirit of investigation and research. The faculty has been added to by the most efficient men obtainable, the members of which have national renown as osteopaths and instructors in their special subjects. Its equipment is now equal to that of any scientific college, the laboratories containing all that is necessary for investigation and research.

It is the intention of this course to give practical and scientific instruction along osteopathic lines with special attention given to diagnosis and treatment.

The facilities for giving this course will be much better than was possible heretofore as the new hospital will be in operation and open to students, and bedside clinic instruction given in acute and surgical cases.

Following is the course of instruction:

Applied Anatomy	Dr. Clark
Pathology and Bacteriology	Dr. Hoffman
Clinical Osteopathy	Dr. G. M. Laughlin
Surgical and Physical Diagnosis	Dr. Young
Dissection	Dr. Young
Physiology of Nervous System	Dr. Gerdine
Gynecology and Obstetrics	Dr. Clark
Skin and Venereal Diseases	Dr. Young
Diseases of the Eye	Dr. Young
Diseases of Children	Dr. Clark
Medical Jurisprudence	Dr. Hoffman

Fee for this course is \$150.00.



DISSECTING ROOM.

Summer Courses of Instruction.

With the close of the regular school year in June at the A. S. O., there are inaugurated several courses which continue through July and August and which are of great benefit to the attending students. The abundance of clinical material at the school at all times affords opportunity for exhaustive work along these lines. This work is presided over by the physicians and surgeons on duty at the A. S. O. Practical instruction is given in several of the laboratories by the instructors in charge, including courses in inorganic, and physiological chemistry, urinalysis and toxicology. Lectures in anatomy and courses in dissection are given through six weeks of the summer. Laboratory courses in Histology, Pathology and Bacteriology are also given.

These courses are open only to graduates and undergraduate students of this and other recognized osteopathic schools.

Fees for the work in Histology, Pathology and Bacteriology will be made known on application. The fees for dissection are \$12.50 and for chemistry, \$10.00.



Examination Questions.

END OF TERM EXAMINATION, JANUARY 1905.

First Term Studies.

ANATOMY.

PROFESSOR LAUGHLIN.

1. Trace the circulation of the blood in the adult, starting at the right auricle.
2. Trace fetal circulation, and name five things that are obliterated immediately after birth.
3. Give relations and branches of the ulnar artery.
4. Give blood supply of (a) shoulder-joint, (b) elbow-joint, (c) wrist-joint.
5. Give rule for arteries and veins above and below the diaphragm.
6. Name bones of Orbit, also name muscles attached to the radius.
7. Trace the Median nerve, also tell the muscles and integument it supplies.
8. Give origin and insertion of Biceps, AND APPLY Hilton's law to the insertion of same.
9. Give nerve supply to the following:
(1) Brachialis anticus, (2) Supinator brevis, (3) Anconeus, (4) Flexor brevis pollicis, (5) ALSO name the three classes of joints in the body, and give an example of each.
10. Name the muscles attached to Atlas, ALSO give nerve and blood supply to Occipito-axial articulation.

INORGANIC CHEMISTRY.

PROFESSOR DOBSON.

1. Distinguish between Ozone and Oxygen in two particulars?
2. How obtain perfectly pure water?
3. Give Avogadro's law.
4. Compare the two Oxids of carbon as to weight, inflamability and effect on human body.
5. Define Acid, Base and Salt, give example of each.

6. Write a reaction for the preparation of HCl.
7. Name a good bleaching, and disinfecting agent.
8. Give chemical formula, and name for blue vitrol, calomel, and saltpetre.
9. How test for arsenic, describe?
10. Give reaction of metal sodium on water.
11. Distinguish between washing soda and baking soda as to chemical name and formulas.
12. CaCO_3 yields what when heated?
13. What is slacked lime and how obtained?
14. Give chemical and common name for MgSO_4 .
15. Give three properties of zinc.
16. Write a reaction for AgNO_3 on NaCl .
17. Name members of Halogen group.
18. What is the most abundant compound of Phosphorus?
19. What changes occur in Copperas when exposed to air?
20. What is Marsh Gas? Describe.

The laboratory note books of each student were graded as to method and results of experiments preformed, and equaled 25 per cent of grade.

PHYSIOLOGY.

PROFESSOR GARDINE.

1. Through what channels does fat pass from the small intestine to the blood stream?
- 2 and 3. Discuss the process of proteid digestion in the stomach and small intestine.
4. (a) What is the succus entericus? (b) Give two of its enzymes.
5. (a) What are the three chief classes of foods? (b) Define chyme.
6. Describe briefly the changes which take place in the parotid gland during secretion.
7. What is the chief digestive function of bile?
8. Name the three chief enzymes of the pancreatic juice and give their functions.
9. Describe the movements of the intestines.
10. Give a complete description of the chemistry of the gastric juice. Substitute for any except the 10th.—Describe the saliva and its action.

HISTOLOGY.

PROFESSOR GERDINE.
PROFESSOR STARR, LABORATORY.

1. Epithelial tissues.
 1. Definition.
 2. Varieties.
 3. Characterize each variety.
 4. Functions of each as far as possible.
2. Connective tissues.
 1. Definition.
 2. Varieties (characterize each).
 3. Functions as far as possible.
3. Compare and contrast the structure of the various divisions of the blood vessels, naming functions of each.
The laboratory grade was given on condition of merited specimens and drawings made from same.

Second Term Studies.

ANATOMY.

PROFESSOR LAUGHLIN.

1. Name the muscles that go through the four openings of the posterior annular ligament.
2. Give blood and nerve supply to shoulder.
3. Give nerve supply of following muscles: Deltoid, Pronator Radium, Teres, Flexor Brevis Pollicis, Latissimus Dorsi, Gluteus Maximus, Soleus.
4. Give example and name all diarthrodial joints.
5. Give branches of Brachial artery and relations of Radial.
6. Name nine divisions of anatomy and give Hilton's Law.
7. Give origin, insertion, blood and nerve supply of Biceps of arm and Biceps of leg.
8. Name six kinds of club foot.
9. Bound Scarper's triangle and give structures in floor.
10. Name the divisions of the nervous system and tell what constitutes each. Give connections of third and fourth, and third and lateral ventricles.

ORGANIC CHEMISTRY.

PROFESSOR DOBSON.
PROFESSOR DAVIS, LABORATORY.

1. To what group of products does CHCl_3 belong? Give its properties and uses.
2. From what and how is methyl alcohol produced? Also ethyl alcohol?
3. Describe formic aldehyde as to chemical composition, properties and uses.
4. Name three hydroxy acids; and describe one.
5. Acetylene—formula, properties and uses.
6. Give chemical and common name for $\text{C}_6\text{H}_5\text{NH}_2$, and describe the compound.
7. Give properties and use of phenol.
8. Give source and use of salicylic acid.
9. Give characteristic properties of the tannins.
10. Give three antiseptics derived from the benzene series and describe one.
11. Describe ethyl ether.
12. Give source, properties and preparation of oxalic acid.
Laboratory work counts twenty-five per cent in this subject.

PHYSIOLOGICAL CHEMISTRY.

PROFESSOR DOBSON.
PROFESSOR DAVIS.

1. What compounds comprise carbohydrate group which are found in animal tissue?
2. Distinguish in three particulars between sucrose and dextrose?
3. Give complete changes of starch with agencies producing same in digestion from mouth to intestine.
4. Distinguish between Molisch and Pettenkoffers test as to substances acted on and results obtained.
5. Give complete changes on beef suet in digestion.
6. Name the two principal proteids in blood serum and give complete method of separating them.
7. State reaction of Saliva, Gastric Juice, Pancreatic Juice. Name ferments with substances acted on by each.
8. How distinguish between albumen, albumioids and peptones by Millon's reagent?

9. How determine Hydrochloric, and Lactic acid in Gastric Juice?
10. Upon what chemical action does Gemelius test for bile pigment depend?
11. Give a good general test for blood.
12. Name three allied proteids and source of same. Laboratory work counted twenty-five per cent of grade in this subject

PHYSIOLOGY

PROFESSOR GARDINE.

1. Give anatomy and physiology of portal circulation.
2. Discuss the mechanism for production and regulation of heat of the body.
3. Name and describe the valves of the right side of heart. Explain their function and mode of action.
4. Give anatomy and physiology of skin.
5. Name the various functions of the blood vessels. Explain and illustrate each.
6. Trace carefully the origin course and discharge of lymph.
7. What is respiration? Name principal muscles of.?
8. What is an excretion? secretion? Give example.

PRINCIPLES OF OSTEOPATHY.

PROFESSOR HAIGHT.

1. Name three men prominent in the history of therapeutics, and state briefly the work of each.
2. Define
 - (a) Etiology.
 - (b) Prophylaxis.
 - (c) Immunity.
 - (d) Lesion.
 - (e) Vaso-motor.
3. How may a bony lesion produce disease?
4. What is massage? Wherein does it differ from osteopathy?
5. Diagnose a thoracic spinal lesion and give methods of correction.
6. What cautions are to be observed in treating the neck?
7. Define the sympathetic system.

8. Give two ways in which the arm may be affected by an upper thoracic lesion.
9. Explain the reflex mechanism by which blood supply to a viscus is regulated.
10. Locate typical spinal lesions affecting
 - (1) eyes
 - (2) heart
 - (3) ovaries
 - (4) bladder
 - (5) knee.

URINALYSIS.

PROFESSOR DOBSON.
PROFESSOR DAVIS.

Each student is given a sample of urine and analysis is to be made for albumen, sugar, blood, pus, mucous bile, and for the normal salts. Quantitative analysis to be made of albumen and sugar if present. State the pathological condition present for each abnormal substance found.

HYGIENE.

PROFESSOR DOBSON.

1. Give effects of decreased atmospheric pressure on organism.
2. What are some acute effects of low temperature?
3. What impurities in water are most injurious to health? Why?
4. What conditions render meat unfit for food?
5. Give three uses of food to body.
6. Perfect health of body depends on what?
7. Give hygienic conditions favorable to recovery from disease.
8. Give good disinfectant for excreta and method for using same.
9. Distinguish between epidemic and endemic diseases.
10. How may immunity be secured?

Third Term Studies.

ANATOMY.

PROFESSOR YOUNG.

1. Name the muscles of the second layer on the back.
2. What nerve supplies the mucous membrane of the larynx?
3. What are the ligaments uniting the ribs to the vertebræ?
4. What constitutes the *Formatio Reticularis*?
5. Give the blood supply to the rectum
6. Name in order the branches given off of the Aorta from its beginning to the opening in the diaphragm.
7. What does the Obturator nerve supply?
8. Describe the exit of the facial nerve from the skull.
9. What nerves supply the serratus magnus, latissimus dorsi, supinator longus, tensor palati; pectoralis major?
10. Locate the external abdominal ring.
Locate the internal abdominal ring.

PHYSIOLOGY.

PROFESSOR GARDINE.

1. Give the distribution, location, function, cells of origin and the sympathetic connection of the seventh cranial nerve.
2. Give same of eighth cranial nerve.
3. Give same of ninth cranial nerve.
4. Give same of tenth cranial nerve.
5. Give the iris reflex and trace the connection.
6. Discuss the submaxillary ganglion.
7. Discuss the cervical splanchnics.
8. Discuss the dorsal splanchnics.
9. Discuss the lumbar and sacral splanchnics.
10. Give the nerve supply of all the structures of the mouth with distribution and function of same.

PRACTICE.

PROFESSOR LINK.

PROFESSOR DOBSON.

1. What are the causes of disease? Upon what does the cure of disease

depend? Define (a) Rhinitis, (b) Glossitis, (c) Stomatitis, (d) Cystitis.

2. Outline the treatment for Typhoid fever including diet and hygiene.
3. Differentiate between (a) Hepatic colic and Renal colic, (b) the rash in smallpox and that of chickenpox. (c) Outline the treatment including diet and hygiene, for Diphtheria, (d) Differentiate between Palpitation and Tachycardia.
4. Where are the lesions found in the following diseases: (a) Otitis media, (b) Rhinitis, (c) Pulmonary tuberculosis, (d) Enteritis, (e) Important centers osteopathically in urinary diseases.
5. What are the causes of arterio-sclerosis? What are the dangers? Give symptoms of aneurysm of the ascending portion of the thoracic aorta, also of aneurysm of the abdominal aorta.
6. What is *Tabes Dorsalis*? Give the diagnostic symptoms. Outline the treatment.
7. What are the causes and symptoms of Appendicitis? Outline the treatment.
8. What are the symptoms and where are the lesions found in sciatica? Outline the treatment for cerebral hemorrhage.

NEUROLOGY.

PROFESSOR LAUGHLIN.

1. Complete the following outline:
Paralysis Agitans—I. Def. 2. Age. 3. Sex. 4. Classes. 5. Predisposing causes. 6. Heredity. 7. Its relation to what diseases. 8. Races.
Apparent Exciting Causes: 1.— 2.—
Actual exciting cause: 1.—
Symptoms: 1. Developed by— 2. Ushered in by— 3. Face, neck and tongue are or are not involved. 4. Flexors are or are not involved. 5. Appetite is— 6. Temperature is—
Prognosis is good as to— but poor as to—
2. Give blood supply to the spinal cord. Give blood supply to spinal column and its ligaments. Give the parts which make a ursegment. Name 5 ascending, 3 descending and 2 association tracts.
From what is the sympathetic nerve developed?

PATHOLOGY.

PROFESSOR HOFFMAN.

1. What is the pathology and explanation of the characteristic urinary

findings in (a) Acute Nephritis. (b) Chronic Parenchymatous Nephritis. (c) Chronic Intersitial Nephritis.

2. Broncho-pneumonia:—(a) Etiology. (b) Pathology. (c) Explanation of the progress.

3. Cardiac Hypertrophy:—(a) Differentiate from cardiac dilatation. (b) Give all the causes you can think of. (c) Explain the significance to the patient.

4. Discuss Osteomyelitis:—(a) Etiology. (b) Pathology. (c) Prognosis.

5. Endocarditis:—(a) Etiology. (b) Pathology. (c) Results (Sequelæ).

6. Diphtheria:—(a) Pathology. (b) Important results that may follow.

7. (a) Name the important changes that may place in the body in fever.

(b) Explain the changes. (c) Explain the symptoms from its pathology.

8. Define the following terms: 1. Inflammation. 2. Fever. 3. Necrosis. 4. Caries. 5. Thrombosis. 6. Embolism. 7. Infarction. 8. Septicæmia.

Fourth Term Studies.

APPLIED ANATOMY.

PROFESSOR CLARK.

1. What viscera are affected by a subluxation of the third dorsal vertebra? Explain WHY they are affected?

2. What visceral disorders will produce pain or tenderness at the pit of the stomach (superficial)? Explain.

3. What is indicated by contracture of muscles of back (bilateral) between the 7th dorsal and 2nd lumbar?

4. What is anatomically wrong in palpitation of the heart?

5. What are the sensory effects of subluxation of the axis?

6. Trace the blood from the small intestine to the heart and point out where obstruction most often occurs.

7. Give character and destination of the nerve impulses that pass through the 2nd lumbar intervertebral foramen.

8. What sensory nerves are involved in angina pectoris?

9. Describe the anatomical changes in a chronic vertebral subluxation.

10. What conditions would produce pathological vascular changes in the circulation of the spinal cord? (thoracic portion).

PHYSICAL DIAGNOSIS.

1. Locate the area of audition of an aortic systolic murmur.

2. What are subcrepitant rales?

3. Outline the lower lobe of the left lung.

4. What respiratory sounds are heard in the second stage of pneumonia over the affected area?

5. What percussion sounds are heard in the following condition: 1. (a) Pleurisy without effusion. (b) With effusion. 2. Bronchitis. 3. Pneumonia, second stage. 4. A superficial cavity in the lung.

GYNECOLOGY.

PROFESSOR CLARK.

1. Name and give course of all nerves connecting the spinal cord with the uterus.

2. Describe the utero-sacral ligaments.

3. Upon what would you diagnose "infantile uterus?"

4. Upon what is the diagnosis of congestive hypertrophy of the uterus based?

5. Describe the condition of the spinal column in fibroid tumor of uterus.

6. Name the important indications of cancer of the cervix uteri.

7. Name the complications of the menopause.

8. What are the indications of prolapsus uteri?

9. Outline the treatment for chronic perimetritis.

10. Of what are the following indicative.

(1) pin hole os.

(2) patulous os.

(3) conical cervix.

(4) soft cervix.

(5) smooth vaginal walls.

(6) immobile uterus.

(7) clotted menstrual flow.

(8) discharge of pus from vagina.

(9) tenderness over sacral foramina.

(10) frequent micturition.

SURGERY.

PROFESSOR YOUNG.

1. What is infection?

2. Differentiate between chancre and chancroid.

3. Name in order of importance the four most valuable signs of fracture.
4. Differentiate between an impacted intracapsular fracture of the neck of the femur and a dorsal dislocation of hip.
5. Describe Sayer's dressing for fracture of the clavicle.
6. Give in detail the treatment of white swelling of knee joint with and without abscess formation.
7. What constitutes a dislocation?
8. Why is it necessary to maintain extension in treating a fracture?
9. Which anesthetic is the safer? When would you use chloroform?
10. What is the most common form of club-foot? What structures are at fault?

OBSTETRICS.

PROFESSOR CLARK.

1. What is a placenta succenturiata? What would lead you to think that one had been left in the uterus at the end of a case of labor? If such were the case what would you do?
2. Give the signs and symptoms which point to the death of the foetus in utero during the sixth month. Prognosis and treatment?
3. When would you expect to arrest an impending miscarriage at five months? When would you favor its completion?
4. What may be learned by careful abdominal examination during labor?
5. What is the normal mechanism of labor when the head presents L. O. A.?
6. What are the symptoms of exhaustion during labor which call for interference; on the part of the mother; of the uterus; of the foetus?
7. Why is ante-partum hæmorrhage likely to occur in cases of placenta prævia? And why is post-partum hæmorrhage more likely to occur than when the placenta is normally seated?
8. A primipara, on the fifth day of the convalescence, has a chill and a temperature of 102 degrees. The right breast has an indurated, reddened, tender area in the right lower quadrant; the right nipple looks healthy, but is markedly inverted, and nursing is possible only with a nipple shield. Diagnosis and treatment?
9. What complicating diseases arising in the puerperium might lead you to believe that septicæmia was developing, and how would you differentiate from it?
10. Treatment of puerperal septicæmia?

CLINICAL OSTEOPATHY.

PROFESSOR G. M. LAUGHLIN.

1. What are diagnostic symptoms of Pott's disease? Outline the proper treatment for both the active and quiescent stages.
2. A child, two years old, was taken suddenly ill, had slight temperature; the condition was thought to be only a cold with some gastric disturbances. On the following day it was discovered that the child was paralyzed in both legs but sensation remained normal. In the course of several weeks a slight return of motion was discovered which continued to improve slowly, but at the same time there was progressive atrophy of the affected parts. The sphincters were never disturbed. The patellar reflexes were lost. At the end of three months the child was placed under osteopathic treatment. Give diagnosis, prognosis and treatment.
3. Discuss in full the various causative factors of epilepsy. Give treatment and management of case in general. Upon what conditions would you base a favorable and unfavorable prognosis.
4. Give diagnostic symptoms of locomotor ataxia, lateral sclerosis, bulbar paralysis and paralysis agitans.
5. What bony lesions are usually present in sciatica, tubercular knee, Bright's disease, facial neuralgia and chronic conjunctivitis?



General Information.

THE ANNUAL LIMITATION.

Statements in this announcement relative to the course of study, admission of students, conditions, rules, etc., are for the year ending June 1906 only, and are applicable to all students who may be enrolled during that year. The right is reserved to make such changes in the curriculum, corps of instructors, rules of examination, etc., as may be deemed necessary at any time.

RULES OF CONDUCT.

The school issues no set code of rules to govern the conduct of students while in attendance, but relies on their own sense of honor as ladies and gentlemen to preserve such order and decorum in the lecture room, laboratories, halls, etc., as are everywhere considered necessary and proper in the ordinary relations of life. The student is expected to pursue his studies with diligence, to attend classes regularly and to live in the exercise of morality and good behavior.

The faculty reserves the right to terminate, at any time, the connection of any student with the school, for manifest unfitness for the pursuit of this work, or for gross immorality or disorderly conduct; and no student whose relations are thus severed, by his own acts, has thereafter any claim upon the school.

Students are required to be regular and prompt in attendance. Not more than twenty per cent of any one term can be excused.

Students are not allowed to practice osteopathy. Students

after their second year may assist a regular graduate, provided they do so strictly under the supervision of the graduate.

No student will be excused from school before the close of a term or until after the regular examinations have been held.

THE LABORATORIES.

The school has excellent laboratories for all branches of study where laboratory work is essential. All of these laboratories are supplied with the best and most modern apparatus and so arranged as to accommodate a large number of students at a time. Following is a list of the laboratories: anatomical, chemical, histological, pathological, bacteriological and physiological. In addition the school has an X-ray department with all the necessary equipment for work in this line. There are no laboratory fees, the student being allowed the use of the laboratories and materials free of charge, except the price of material for dissection which is \$12.50.

HOME STUDY.

Study at home before entering school will not make your work much lighter in the regular course. Prospective students often write making inquiry in regard to home study preparatory to entering school. Time for home study is best employed in preparing to meet the requirements for matriculation which are found elsewhere in this announcement.

ADVANCED STANDING.

The following students are admitted to advanced standing in the course:

First. Students from other osteopathic, medical, or scientific schools whose standards are fully equivalent to those of this in-

stitution may receive credit for time spent, estimated in months, and for any work successfully completed in such institutions which is equivalent to corresponding work in the course here. Such a student should give a complete statement in regard to his preliminary education before beginning his study of osteopathy, together with the name of the college and statement of the branches which he has successfully completed. The latter statement should give if possible the exact number of hours given to each branch.

Second. Graduates of reputable medical colleges whose instruction is deemed by the faculty equal to that given in similar branches taught here, will be given advanced standing to the extent of not to exceed three semesters. Such students must successfully complete the last three semesters of work in the American School of Osteopathy in order to be entitled to receive the degree of Doctor of Osteopathy. The faculty reserves the right to submit any student applying for advanced standing, to examinations in the work completed elsewhere and for which he asks credit.

A student may matriculate in person or by correspondence.

SOCIETIES.

The students have organized a number of societies and fraternities for professional, social and religious advancements. Most of these have their own club halls and 'frat' buildings. The organizations include a branch of the Atlas club for men; the Axis club, for women. Chapters of the Iota Tau Sigma, Theta Psi, for men, Phi. Phi. Omnicron and Delta Omega for women. The R. O. A. and Y. M. C. A. and Y. W. C. A.

ALUMNI ASSOCIATION.

The Alumni Association of the American School of Osteopathy is an organization with a large membership which holds

annual meetings usually in Kirksville during commencement week in June. It is the largest osteopathic society in existence with a membership of over two thousand.

The officers of the association for the year closing June, 1905, are, Dr. H. B. Sullivan, Detroit, Mich., president; Dr. N. A. Bolles, Denver, Colo., vice-president; Dr. E. C. Link, Kirksville, Mo., secretary-treasurer; Dr. M. E. Clark, Kirksville, Dr. J. D. Cunningham, Bloomington, Ill., Dr. G. M. Laughlin, Kirksville, trustees.

ATHLETICS.

The department of athletics at the American School of Osteopathy is given special attention by the school authorities, as it is their belief that a sound body is essential in insuring a sound mind.

Expense has never been spared in giving the different athletic branches hearty support. College spirit runs high at the school and, as a result, the school is always well represented in every line. For the last five years the football team has been called upon to meet the foremost teams in Western Intercollegiate circles and has invariably made a good showing. The same is true in baseball and track athletics, in the latter of which the A. S. O. team were the winners of the Missouri Intercollegiate championship in 1903.

Still Park, where all the athletic contests take place, is an enclosed park with a commodious grand stand, football gridiron, baseball diamond and running track.

The women of the school are also well represented by a basketball team, which has aroused wide-spread interest among the female students. Tennis courts are scattered throughout the city and in every line of athletics the school is foremost in support.

PUBLICATIONS.

The Journal of Osteopathy, published by the Journal of

Osteopathy Publishing Company, is not only the leading osteopathic publication but has the largest circulation of any osteopathic journal in the country. Its circulation which averages over 25000 copies per month is distributed generally throughout the country. It is published in the interests of osteopathy at large and draws its contributors from the ranks of leading osteopaths of the country. The subscription price of the Journal is 50c. per year.

The A. S. O. Student is a monthly publication printed by the students and devoted to their interests. Subscription price is 50c. per year.

The Bulletin is the official publication of the Atlas and Axis clubs, published monthly for the members only.

LIBRARIES.

The students have access to all the special libraries of the several departments on application to the professors in charge. The Sojourner's club of the city has also a library containing many medical works which are open to the students upon the payments of a very small fee.

A reading room is also provided with reference works, anatomical and physiological charts with explanatory keys, skeletons, manikins, models, diagrams, etc.

KIRKSVILLE, MISSOURI.

Kirksville, which has been the home of Dr. A. T. Still for the past generation and which is known far and near as the home and fountain head of osteopathy, is a city of 10000 inhabitants, in Northwestern Missouri, mid-way between St. Louis and Des Moines, Iowa and Quincy Illinois and Kansas City.

This city which owes much of its progress and improvements to osteopathy, has more of the modern city methods and ad-

vantages than the average city of the same size, and situated in the highest altitude of Missouri, 1500 feet above sea level, makes it a most healthful and pleasant place to live.

It is a city of beautiful cottage homes and shady streets which run in the east and southern direction into broad, level farm lands which are the most productive in Missouri, and on the west and north to the shady hills and glens of the Chariton river where the great coal mines of Missouri abound.

In its business portion the number and size of its stores and business houses equal and rival many cities of twice its population, and in which the latest production of manufactured goods can be obtained. It is electric lighted, has a perfect water system, and its sidewalks are paved with brick and asphalt pavement.

Its public school system is graded, at the head of which is the State Normal School the largest and best of Missouri's Normal Schools, located on beautiful grounds within the city limits. This school has an annual attendance of 600 students with a faculty of 30 teachers and professors.

This city being a college town the opportunities for social advantages and entertainment are excellent, having many societies and organizations for social and intellectual development. It has a large, well equipped opera house which presents each season a number of excellent performances. It has seven churches, representing all the denominations in which the student can find an active church home.

Kirksville makes with these advantages an ideal college town, with just enough variety to make it pleasant and not enough to interfere with the duties of a student necessary for good work.

LEGAL STATUS.

The legislatures of the following states have passed laws regulating the practice of osteopathy: Vermont, Missouri, Iowa, North Dakota, Minnesota, Arkansas, New Mexico, North Carolina, Oklahoma, South Dakota, Tennessee, Michigan, Illinois, Kansas, California, Nebraska, Montana, Indiana, Wisconsin, Texas, Connecticut, Ohio, Kentucky, Virginia and Hawaii. The practice of osteopathy is protected in a number of states by court decisions. The American School of Osteopathy enjoys the distinction of having legal recognition by name.

Its graduates, over two thousand in number, are now practicing in every state and territory in this country, also in a few foreign countries.

Upon application, the secretary of the school will forward a pamphlet containing the laws of the various states regulating the practice of osteopathy.



Text Books.

- MECHANICAL PRINCIPLES AND PHILOSOPHY OF OSTEOPATHY—Still.
 PRINCIPLES OF OSTEOPATHY—Hulett, Hazzard.
 ANATOMY—Laughlin, Gray, Cunningham, Deaver, Quain, Gerrish, Splateholz.
 PHYSIOLOGY—Landois, American text, Stewart, Brubaker.
 HISTOLOGY—Bailey, Huber's Laboratory, Stohr, Bohm and Davidhoff,
 PATHOLOGY—Ziegler, Delafield and Prudden, Coplin, Stengel.
 BACTERIOLOGY—McFarland, Zapffe, Williams.
 CHEMISTRY—General Chemistry; Simon, Wohler, McClannan, Proctor, Witthaus. Physiological Chemistry; Halliburton, Bunge, Simon, Wolf, Novey, Proctor.
 URINALYSIS—Purdy, Ogden, Saxe, Tyson, Bartley, Mead.
 TOXICOLOGY—Riley, Tanner, Dwight, Bartley.
 PHYSICAL DIAGNOSIS—Gibson and Russell, Cabot, Corwin, Vierordt.
 GYNECOLOGY—Clark, Dudley, Gilliam, Garrigues.
 PRACTICE—Hazzard, Anders, Stevens, Osler, Butler, Tyson, French.
 SURGERY—Young, DaCosta, American Text Book.
 HYGIENE—Parks, Wilson, Davies, Rohe.
 VENEREAL DISEASE—Keys, Hyde and Montgomery, Phillips, Lydston.
 OBSTETRICS—King, American Text Book, Williams, Jewett, Edgar.
 NEUROLOGY—Dana, Potts, Church and Peterson.
 NERVOUS DISEASES—Dana, Grower, Church and Peterson.
 DISEASES OF THE SKIN—Stelwagon, American Text, Walker.
 DISEASES OF CHILDREN—American Text, Holt's, Saunder's Essentials.
 DISEASES OF THE EYE, EAR, NOSE AND THROAT—Posey and Wright, Nettleship, American Text, DeSwinett's.
 DISEASES OF INTESTINES—Boas, Nothnagel, Hemmeter.
 DISEASES OF RECTUM—Tuttle, Ball, Mathews.
 EMERGENCY—Howe on Emergency.
 FRACTURES AND INJURIES—Pickering Pick, Scudder.

List of Students.

FRESHMAN CLASS.

Adams, Edward	Grant City, Missouri
Agnew, Earl I.	Osceola, Iowa
Amussen, Joseph S.	Logan, Utah
Arand, Charles A.	Marysville, Kansas
Atherton, Doras C.	Fulton, Ill.
Bakehouse, Miss Clara	Sigourney, Iowa
Balfe, Miss Anna Belle	Toledo, Ohio
Banker, Chas. F.	Brooklyn, New York
Banker, Mrs. Minerva K.	Brooklyn, New York
Barbee, Mrs. Lottie	Bigelow, Maine
Bartley, Matthew Banks	Waukomis, Oklahoma
Baymiller, Miss Minnie M.	Abingdon, Illinois
Bean, Marwin S.	Kalamazoo, Michigan
Belle, Miss Anna	Ailse Craig, Canada
Berg, Wm.	Nobleville, Ind.
Berry, Mrs. Lou T.	Tampa, Florida
Beslin, Frank P.	Cherokee, Iowa
Beslin, Mrs. Jennie	Cherokee, Iowa
Best, Arthur E.	Boston, Massachusetts
Brake, James	Melbourne, Australia
Brake, Miss Bella	Melbourne, Australia
Brinser, John E.	Elizabethtown, Ill.
Black, Campbell	Toronto, Ontario, Canada
Breden, Miss Williamie	Mexico City, Mexico
Burdick, Ralph H.	Ogden, Utah
Bumpus, Glyde Wade	LaPlata, Missouri
Burrus, Madison Cooper	Estill, Missouri
Cady, James D.	Syracuse, New York
Cameron, Edward M.	Indianapolis, Indiana
Chappell, Wm. Floyd	Williamstown, Missouri
Church, Mrs. Ellen	Dorchester, Nebraska
Clouse, Dorah H.	Iliff, Colorado
Cole, Mrs. Ida E.	St. Louis, Missouri
Corey, Miss Gertrude	Cedar Rapids, Iowa
Cox, Mrs. Martha	Kirksville, Missouri
Curtin, Miss Katherine E.	Syracuse, New York
Davis, John R.	Mexico City, Mexico
Day, Miss Marie Warren	Portland, Maine

Eckels, Robt. M.	Roanoke, Virginia
Ecker, Fred L.	Portland, Oregon
Ecker, Mrs. Myrtle	Portland, Maine
Edling, Mrs. Ada Louise	Kansas City, Missouri
Estlack, Marshall M.	Blackwell, Oklahoma
Estlack, Mrs. Kate H.	Blackwell, Oklahoma
Fechtig, Louis R.	Aspen, Colorado
Fogle, Wm. E.	Memphis, Missouri
Fogle, Arthur	Killwinning, Missouri
Follett, Miss Elizabeth A.	New York City
Forsee, Edward W.	Blackwell, Okla.
Gaddis, Cyrus J.	Valparaiso, Ind.
Gamble, Herbert F.	New York City
Gillispie, Mrs. Joe	Campbell, Texas
Goehring, Frank L.	Pittsburg, Pennsylvania
Gray, Chas. H.	Phillipsburg, Kansas
Griggs, Miss Lizzie O.	Chicago, Illinois
Griswold, Miss Reine Oliver	Dallas, Texas
Haller, Miss Bertha L.	Watertown, New York
Hamilton, Carlisle W.	Chicago, Illinois
Hardy, Thos C.	Boonville, Missouri
Hilliard, Wm. Franklin	Regina, Canada
Holmes, Frank	Elgin, Illinois
Honska, Harry H.	Norton, Kansas
Horn, George Francis	Lafayette, Indiana
Horne, Tracy B.	Edina, Missouri
Horne, Mrs. Mary Barr	Lafayette, Indiana
Howley, Edward	Blue Earth, Minnesota
Hubble, Arthur C.	Dayton, Washington
Jameson, Bruce W.	Abingdon, Illinois
Jameson, Mrs. Nevah	Abingdon, Illinois
Jameson, Harry V.	Abingdon, Illinois
Johnson, H. Clyde	Decatur, Illinois
Kenton, F. Reese	St. Louis, Missouri
Knight, Miss Delia	Boston, Massachusetts
Koester, Wm. H.	Cleveland, Ohio
Lake, F. B.	Lansing, Michigan
Lake, Mrs. Agnes	Lansing, Michigan
Larimore, Miss Corrine	Lincoln, Nebraska
Lathrop, Philip L.	New Market, Iowa
Lathrop, Mrs. Bessie	New Market, Iowa
Lathrop, Guy F.	Braddyville, Iowa
Lathrop, Mrs. Ethel M.	Braddyville, Iowa

Lee, John H. Benton Harbor, Michigan
 Leeper, Clarence Steubenville, Ohio
 Livingston, Laureston R. Montpelier, Vermont
 Loofbourrow, Ward Washburn, Texas
 Lycan, Miss Jessie V. Longmont, Colorado
 McCandless, R. L. Downing, Missouri
 McDonald, Thos. F. Hope, North Dakota
 McFarland, Arthur H. Moscow, Idaho
 McNeil, John W. Lajunta, Colorado
 McNeil, Miss Jean Maxwell Lajunta, Colorado
 Mackie, Henry Wesley New Orleans, Louisiana
 Martin, Frank C. Columbus, Ohio
 Mason, Hubert B. Kirksville, Missouri
 Moore, Riley D. Brookfield, Missouri
 Morgan, Miss Lallah Springfield, Massachusetts
 Morgan, Miss Mabel F. Laharpe, Illinois
 Murphey, John W. Elgin, Illinois
 Newton, George H. Toulon, Illinois
 Nicholl, Thos. Herbert Philadelphia, Pennsylvania
 Nichols, A. D. St. Louis, Missouri
 Oliver, Wm. Rollins Salisbury, Missouri
 O'Conner, Miss Kathleen Dayton, Ohio
 Orr, Oscar A. Bickner, Indiana
 Patterson, Miss Susie I. Guss, Iowa
 Penrose, John Thompson Burlington, Iowa
 Proctor, Glenn J. Fairdale, Illinois
 Ramsey, John Eugene Cook, Colorado
 Rau, Mrs. Marie Rochester, New York
 Reed, Ai. Alcester, South Dakota
 Reynolds, Mrs. Angie Bozeman, Montana
 Rogers, Wm. L. Lowell, Massachusetts
 Rude, Clarence C. Stanberry, Missouri
 Rust, Miss Maude Kirksville, Missouri
 Schmelzel, Frank Weiser, Idaho
 Schwentker, Julius O. Anaheim, California
 Shell, Miss Nelly M. Laddonia, Missouri
 Shupert, Miss Mary E. Elkhart, Indiana
 Simmons, Miss Ida May Reamsville, Kansas
 Skyburg, Miss Alice Riverside, California
 Slaughter, Mell S. Colfax, Iowa
 Smallwood, Geo. S. Brooklyn, New York
 Smith, Arthur N. Wayland, New York
 Smith Minard Asturgis Normal, Illinois

Smith, James M. Portland, Oregon
 Snare, Weldon P. Wyoming, Illinois
 Spangenburg, Miss Caroline Washington, New Jersey
 Spence, Philip S. Patterson, New Jersey
 Stanfield, George A. Lake City, Iowa
 Stanfield, Mrs. Grace Aurelia, Iowa
 Stoel, Harry M. Valden, Alaska
 Swift, Ned L. Eidnboro, Pennsylvania
 Stevens, Chas. D. Walnut Creek, Colorado
 Stevens, Miss Genoa D. St. Louis, Missouri
 Southworth, Mrs. Bertha B. Lawrens, Iowa
 Temple, Stephen Prarieville, Michigan
 Tebbetts, Geo. Woodman Lynn, Massachusetts
 Thompson, John W. Rochester, New York
 Thompson, Harry E. Agricola, Kansas
 Thompson, Garrett W. Kirksville, Mo
 Thompson, Mrs. Dessa Kirksville, Mo
 Tindall, Henry Frashier Eureka, California
 Tindall, Mrs. Viola Carlton Eureka, California
 Toole, Mrs. Clementine P. Houston, Texas
 True, Mrs. Minnie W. Scotia, Nebraska
 Urban, Henry E. Prophetstown, Illinois
 Urban, Mrs. Grace Prophetstown, Illinois
 Wakefield, Wm. Howard Oakland, California
 Wall, Mrs. Zella St. Louis, Missouri
 Wentworth, Harvey J. Brooklyn, New York
 West, Harold C. Houston, Texas
 Whitcomb, Vernon O. Brooklyn, New York
 Whitcomb, Mrs. Harriett R. Brooklyn, New York
 Whiteside, Marshall Paris, Illinois
 Williams, Miss Juliette St. Louis, Missouri
 Williams, Miss Mamie St. Louis, Missouri
 Williamson, John A. Abingdon, Illinois
 Williamson, Mrs. Alice Lowe Abingdon, Illinois
 Wood, Fred Allendale, Missouri

SOPHOMORE CLASS.

Aaronson, Philip V. St. Louis, Missouri
 Atherton, Mrs. A. Maud Worcester, Massachusetts
 Balfe, Miss M. Elinor Toledo, Ohio
 Beaver, Miss Olga C. Kasson, Minnesota
 Bell, Miss Allie E. Pony, Montana
 Bell, Robert W. Sycamore, Illinois

Bell, Mrs. Mary.....Sycamore, Illinois
 Bergin, Patrick J.....Kansas City, Missouri
 Bowen, Miss Margaret E.....Ruskin, Virginia
 Bowersox, U. S. Grant.....Belleville, Kansas
 Brooks, Miss Joanna M.....Running Water, South Dakota
 Carroll, Mrs. Adele Bakewell.....New York City
 Carrothers, Miss Sarah E.....Toledo, Ohio
 Cary, Robert Drake.....Brooklyn, New York
 Cash, Miss Edna C.....St. Louis, Missouri
 Church, Arthur Grant.....Lancaster, Missouri
 Clark, Wilbur H.....Terre Haute, Illinois
 Clifford, James Ray.....Carbondale, Pennsylvania
 Clinton, Mrs. Mary W.....Paris, Illinois
 Coffman, Joseph F.....Owensboro, Kentucky
 Cole, Benjamin L.....St. Louis, Missouri
 Collier, Elijah.....Edinburg, Illinois
 Collier, Mrs. Lillie M.....Edinburg, Illinois
 Combest, Mrs. Clara A.....Dalton City, Illinois
 Compton, Mrs. Catherine P.....Cropsey, Illinois
 Cook, Wilson Gaster.....Kirksville, Missouri
 Crossland Miss Emma.....Bowen, Illinois
 Crowley, Robert G.....Galion, Ohio
 Dalton, Miss Leone.....Cincinnati, Ohio
 Daniels, Ralph R.....Denver, Colorado
 Daniels, Lester Russell.....Jerseyville, Illinois
 Davis, Ferdinando C.....Moulton, Iowa
 Dawes, Wellington.....Garneil, Montana
 Day, Arthur E.....Akron, Indiana
 Deputy, Hubert Clyde.....Kirksville, Missouri
 Dunbar, Rolla J.....Warren, Ohio
 Duncan, Alfred R.....Carman, Oklahoma
 Foss, Miss Martha.....Cincinnati, Ohio
 Fraizer, Hugh M.....Clay Center, Kansas
 Gable, Miss Mary LaFonda.....Byesville, Ohio
 Gass, L. D.....Trenton, Missouri
 Garvey, Miss May F.....Ft. Wayne, Indiana
 Gibbons, James Ernest.....Owasso, Michigan
 Gladman, Mrs. Julia M.....Chicago, Illinois
 Goodell, George Matson.....Albion, Iowa
 Goodrich, Louis M.....Cazenovia, New York
 Hanson, Sten.....Lewistown, Montana
 Hart, Mrs. Ida Chambers.....New York City
 Haviland, Miss Nora Estella.....Grand Junction, Colorado

Hay, Gilbert W.....Montrose, South Dakota
 House, Edward S.....Manhattan, Kansas
 Howland, Luther H.....Hastings, Nebraska
 Hull, Mrs. Ella.....Bowling Green, Ohio
 Ingalls, Clyde B.....Perry, Illinois
 Johnson, Nelson A.....Plattsburg, New York
 Johnson, Miss Myrtle S.....Buffalo, New York
 Johnston, Bruce.....London, Ohio
 Judd, Miss Florence.....Findlay, Ohio
 Keller, Oliver Curtis.....Grand Junction, Colorado
 Kelley, Miss Jennie.....Hatfield, Missouri
 Kenton, Mrs. Elizabeth E.....St. Louis, Missouri
 Kidwell, James.....Vaiden, Mississippi
 Larter, Edwin R.....Cleveland, Ohio
 Lorbeer, Thomas Lord.....Pamona, California
 Lumsden, Chas. A.....DeWitt, Arkansas
 Lyda, E. R.....Kirksville, Missouri
 Mace, Miss Myrtle.....Terre Haute, Indiana
 Megrew, John Lewis.....Kirksville, Missouri
 Messick, Mrs. Effie M.....Chicago, Illinois
 Morelock, E. W. Raymond.....Kirksville, Missouri
 Morelock, Mrs. Nellie Mae.....Kirksville, Missouri
 Morelock, Miss Daisy Ethyl.....Kirksville, Missouri
 Morris, Mrs. Sadie Frances.....Washington, Kansas
 Morrison, Miss Myrtle Pleasant.....Emporia, Kansas
 McCaslin, Miss Anna.....Cleveland, Ohio
 McCormick, Joseph P.....Albion, Indiana
 McKay, Mrs. Mary S.....Miles City, Montana
 McNeal, Mrs. Christena V.....Paradise, Oregon
 Nicholas, Mrs. Rebecca.....Akron, Ohio
 Nichols, Miss Augusta.....Lewes, Delaware
 Norton, Carlton C.....Buffalo, New York
 O'Donnell, Bernard M.....Chicago, Illinois
 Olson, Albert.....Leonardville, Kansas
 Olson, James J.....Battle Creek, Michigan
 O'Neill, Thos. H.....New York City
 Parker, Frank A.....Champaign, Illinois
 Phelps, Charlie.....Gallatin, Missouri
 Phillippe, Hester T.....Bicknell, Indiana
 Pickler, Richard Smith.....Smith Center, Kansas
 Poland, Frank Leslie.....Freeland, Ohio
 Pratt, Frank Preston.....Phillipsburg, Kansas
 Printy, Miss Sylvia.....Plano, Iowa

Reid, A. M.	Hatfield, Missouri
Roberts, Miss Annie M.	Alton, New Hampshire
Robuck, Jesse Howard	Denver, Colorado
Rogers, Alfred W.	Winthrop, Massachusetts
Rogers, Mrs. Effie L.	Winthrop, Massachusetts
Root, Frank E.	Boston, Massachusetts
Russell, Hugh L.	Buffalo, New York
Russell, Mrs. Sarah E.	Buffalo, New York
Samuels, C. T.	Kirksville, Missouri
Scobee, Jeptha Dudley	Kirksville, Missouri
Scott, J. H. B.	South Charleston, Ohio
Sebben, Maie LaSalle	Las Vegas, New Mexico
Sheldon, Miss M. Caroline	Waterford, Ohio
Shepherd, Miss Mary M.	Springfield, Illinois
Sigler, Vane Burdette	Kirksville, Missouri
Simkins, Mrs. Bell C.	Reading, Kansas
Smith, Miss Georgia	Garden City, Kansas
Spence, Thomas H.	Patterson, New Jersey
Spence, Mrs. Alice M.	Patterson, New Jersey
Sperry, Charles	Kane, Illinois
Spring-Rice, Miss Theodosia M.	Montreal, Canada
Stephens, Rhodes Lee	Round Rock, Texas
Steen, Fred N.	Boise, Idaho
Still, Miss Iva Mae	Oakland, California
Sullivan, Alfred T.	Brooklyn, New York
Traver, Miss Ethel Kent	Churchtown, New York
Turk, Miss Bertha	Staunton, Illinois
Veasie, Miss Ella B.	Kansas City, Missouri
Wallace, Merle Reed	Los Angeles, California
Waller, Mrs. Olive Colver	Eugene, Oregon
Walling, Mrs. Bessie Belle	Medina, Ohio
Walters, Miss Mary	Cincinnati, Ohio
Weir, Loren Ray	Burnside, Illinois
Whitfield, Henry Allen	Garden City, Kansas
Wilkins, Miss Irene	Cleveland, Ohio
Williams, Byron P.	Paris, Illinois
Wilske, Charles A.	Chicago, Illinois

JUNIOR CLASS.

Armond, Richard H.	Pringhar, Iowa
Austin, Miss Isabel	Belleville, Illinois
Ball, Charles D.	Denison, Texas

Barbee, Judson F.	Chillicothe, Ohio
Bennett, Willis H.	Maxwell, Kentucky
Bereman, John Worling	Latham, Kansas
Blanchard, Chas. A.	Lincoln, Nebraska
Briscoe, Martin Luther	Fresno, California
Briscoe, Wilbur S.	Fresno, California
Bruce, Mrs. Armista Miller	Running Water, South Dakota
Butcher, Miss Frances	Chicago, Illinois
Cady, Darwin F.	Syracuse, New York
Catlow, Miss Jessie L.	Albion, Iowa
Caylor, John H.	Hiawatha, Kansas
Clements, Kibby J.	Cropper, Kentucky
Corkill, Miss Lena C.	Beatrice, Nebraska
Coulter, Robert P.	Bellefontaine, Ohio
Courts, Miss Lillian Josephine	Eddyville, Iowa
Cowgill, Mrs. Zoia Cooper	Murray, Iowa
Davis, Paul R.	Kansas City, Missouri
Day, Miss Sadie M.	Lake City, Iowa
Dodge, Miss May C.	Glen Ellyn, Illinois
Drummond, John Jones	Blyth, Ontario
Eimert, Frederick J.	Quincy, Illinois
Eimert, Mrs. Mabel, A. B.	Quincy, Illinois
Estes, Elmer C.	Glenwood, Iowa
Farley, R. Monroe	Syracuse, New York
Fisher, Chas. Swan	Wauwatosa, Wisconsin
Fledderman, Henry	Carrier, Oklahoma
Foutz, Miss Cordelia	Pleasanton, Kansas
Gable, Clyde A.	Byesville, Ohio
Greene, Frank James	Elmira, New York
Goodell, Mrs. Lottie	Dinuba, California
Hamilton, Miss Amanda	Bellefontaine, Ohio
Hart, Edward B.	New York City
Henry, Percy Randolph	Brooklyn, New York
Holcomb, Guy Ernest	Jackson, Michigan
Holcomb, Mrs. Maude Brown	Jackson, Michigan
Howes, Luther Allen	Creighton, Nebraska
Hubbard, Mrs. Theodora W.	New York City
Kaufman, James John	Cynthiana, Kentucky
Larkins, Earl E.	Keytesville, Missouri
Larkins, Fred Blaine	Keytesville, Missouri
Leitch, Oliver S.	St. Louis, Missouri
Mabis, Miss Carrie	Kirksville, Missouri
Martin, Joseph W.	Yankton, South Dakota

Miller, Mrs. Isabele Winser	Chicago, Illinois
Mitchell, Miss Carrie Elizabeth	Birmingham, Michigan
Munn, Allen	Kirksville, Missouri
Nelson, Mrs. Loretta B. Lee	Kane, Pennsylvania
Newton, Ralph W. E.	Wyoming, Illinois
Nuckles, George Taylor	Marshall, Missouri
Oliver, G. Earl	Seeger, Oklahoma
Owen, Harl L.	Bloomville, Ohio
Pecinovsky, Albert E.	Valparaiso, Nebraska
Pennock, Mrs. Daisy	Hammond, Indiana
Perry, Carroll W.	Niagara Falls, New York
Pierce, Miss Nellie M.	Belleville, Illinois
Plummer, Frank M.	Orange, New Jersey
Prindle, Miss Julia Grace	Roodhouse, Illinois
Quick, Roy Terwilliger	Zanesville, Ohio
Rahn, Mrs. Geraldine	Greenville, Ohio
Robertson, Oscar C.	Panther, Kentucky
Robinson, John W.	Erie, Pennsylvania
Rockwell, Mrs. Loula Ayers	Newport, Tennessee
Rust, Claude D.	Tacoma, Washington
Schmunk, Paul B.	Beaver Falls, Pennsylvania
Scott, Wm. Eugene	Peabody, Kansas
Shank, Mrs. Jane C.	Red Oak, Iowa
Smith, Mrs. Mary Elizabeth	Cambridge, Ohio
Smith, Miss Grace Leone	Union City, Michigan
Snare, John P.	Florissant, Colorado
Snyder, Miss Cora Evangeline	Pueblo, Colorado
Stern, Mrs. Rose Tepper	San Antonio, Texas
Stiles, J. Abram	Whitesville, Kentucky
Strum, Miss Charlotte	San Antonio, Texas
Stuver, W. N.	Brookfield, Missouri
Sutton, Miss Lucie B.	Akron, Ohio
Sweetman, F. Howard	Sioux City, Iowa
Ticknor, Miss Ella Pearl	Magadore, Ohio
Thompson, Garret Elva	Washburn, Illinois
Townsend, George A.	Greenville, Ohio
Trimble, Guy C.	Albia, Iowa
Trowbridge, Lee R.	Hillsdale, Illinois
Trowbridge, Mrs. Jennie G.	Hillsdale, Illinois
Ure, Wm. R.	Saginaw, Michigan
Ure, Mrs. Sallie Hardin	Saginaw, Michigan
Vance, Howe	Chillicothe, Ohio
Van Halteren, Guy Wm.	Cawker City, Kansas

Wageley, Chas. C.	St. Louis, Missouri
Walker, Horace Matteer	Monroe, Georgia
Wells, George Allan	Waxahachie, Texas
Wells, Miss Inez	Waxahachie, Texas
Woodruff, Ernest Lorenzo	Fresno, California
Young, Miss Jennie Lydia	Kalamazoo, Michigan

SENIOR CLASS.

Allen, D. Scott	Chillicothe, Ohio
Allison, John Stephen	Kirksville, Missouri
Antes, Francis Leon	Syracuse, New York
Apthorpe, William	Auburn, New York
Apthorpe, Mrs. Edna May	Auburn, New York
Barker, Mrs. Clara I. Miller	LaHarpe, Illinois
Bennett, Milton G. E.	Tarkio, Missouri
Blanchard, A. F.	Princeton, Illinois
Bolam, Miss Rose Myrtle	Quincy, Illinois
Boles, Mrs. Lou	Alma, Illinois
Bone, John F.	Petersburg, Illinois
Boyce, Miss Dora Peery	Trenton, Missouri
Brownlee, Mrs. Annie	Edina, Missouri
Burgess, Miss Addie	Kirksville, Missouri
Calland, O. M.	Kansas City, Missouri
Calvert, A. K.	Luray, Missouri
Campbell, Scott S.	Circleville, Ohio
Carey, Mrs. Eliza M.	Great Falls, Montana
Catron, Miss Myrtle	Bigelow, Missouri
Chase, Joseph Carl	Kirksville, Missouri
Clapp, Carlos D.	Adrain, Michigan
Clark, Miss Edna	Macon, Missouri
Conard, Solon Eli	Olney, Colorado
Coon, Austin S.	Caldwell, Idaho
Coon, Mrs. Mary E.	Caldwell, Idaho
Coon, J. Franklin	Battle Creek, Michigan
Coon, Miss Susie Etta	Battle Creek, Michigan
Cooper, Miss Imogene B.	New Boston, Texas
Cottrell, Mead K.	Chesterland, Ohio
Cox, Miss Mary M.	Uniontown, Pennsylvania
Crofoot, Frank A.	Auburn, New York
Cunningham, Arthur B.	Sioux City, Iowa
Daniels, Arthur Howe	Barre, Vermont
Daugherty, Albert E.	Lexington, Kentucky

Davis, Dabney L. Enid, Oklahoma
 Deputy, Ulysses O. Stiles, Iowa
 Dodson, Chas. A. Kane, Illinois
 Domann, Miss Anna Augusta. Ramona, Kansas
 Dowell, Robert Thadius. Antwerp, Ohio
 Dunlap, Miss Nimmie. Monticello, Missouri
 Edwards, Fred O. Pratt, Kansas
 Elmore, Wm. Homer. Springfield, Illinois
 English, Leonard Harrison. Wellsboro, Pennsylvania
 Ely, Miss Kate. Vaiden, Mississippi
 Farquharson, Mrs. Gertrude. Kaw City, Oklahoma
 Fisher, Lamont H. Kokomo, Indiana
 Fletcher, Miss Elsie V. McMinville, Oregon
 Goode, Geo. Wm. Boston, Massachusetts
 Goodell, Joseph Chas. Dinuba, California
 Graves, James W. Newport, Kentucky
 Greene, Miss Eva Mae. Worcester, Massachusetts
 Hamilton, Fred W. Jerseyville, Illinois
 Hamilton, Ray A. Jerseyville, Illinois
 Hartwig, Miss Lulu. Lincoln, Nebraska
 Hartwig, Miss Josephine L. Lincoln, Nebraska
 Hastings, Fred E. Grant City, Oregon
 Hatfield, Wesley M. Low Ground, Missouri
 Hawes, Norman C. Coldwater, Michigan
 Heberer, Mrs. Lizzie. Monmouth, Illinois
 Hodges, Chas. O. Cleveland, Ohio
 Hoffman, Charles H. Des Moines, Iowa
 Howe, Mrs. Frances A. New York City
 Howley, Ambrose N. Seattle, Washington
 Howze, Miss Eva. Memphis, Tennessee
 Hughes, Mrs. Cinnie H. A. Kirksville, Missouri
 Ives, Gordon G. Battle Creek, Michigan
 Jelsma, H. P. Adams, Nebraska
 Johnson, Cassius L. Omaha, Nebraska
 Kent, Oren H. Ottumwa, Iowa
 Kidwell, Mrs. May Van S. Vaiden, Mississippi
 King, Mrs. Lavonia Belle. Roachdale, Indiana
 Koons, Wm. N. Philadelphia, Pennsylvania
 Larsh, Miss Mercy Minor. North Yakima, Washington
 Leiter, J. H. Omaha, Nebraska
 Loeffler, Miss Katherine A. Ogden, Illinois
 Mantle, Mrs. Pauline R. Springfield, Illinois
 Mantle, Miss Eliza. Bloomington, Illinois

Marshall, Mrs. Elizabeth J. B. New Castle, Pennsylvania
 Marshall, J. S. Baird New Castle, Pennsylvania
 Martin, Harry B. Flushing, New York
 Merrill, Elmer Justin. Richmond, Utah
 Messick, Mrs. Margaret E. Chicago, Illinois
 Middleditch, Mrs. Sarah. Petosky, Michigan
 Mitchell, Moses A. Springfield, Illinois
 Myers, Mrs. Ollie H. P. Ottumwa, Iowa
 McLeod, Miss Katherine. New Castle, N. B., Canada
 McManis, John V. Baird, Texas
 Newman, Miss Celia Jeanette. Grigsville, Illinois
 Nicholls, Wm. S. Philadelphia, Pennsylvania
 Nielson, Miss Julie Karoline. New York City
 O'Hagan, J. Dennis. Fort Williams, Ontario
 Otey, James Mullane. Picard, California
 Owen, Wm. Earl. Bloomville, Ohio
 Owen, Mrs. Harriet S. Bloomville, Ohio
 Paul, Theodore. Savannah, Missouri
 Persson, Miss Agnes E. Bangor, Maine
 Pheils, Elmer T. Toledo, Ohio
 Phippin, Clarence E. Watertown, New York
 Piper, Arthur S. Roodhouse, Illinois
 Prater, Miss Lenna Karns. Hampton, Iowa
 Reese, Wm. E. St. Marys, Ohio
 Rhodes, Miss Millie. Brooklyn, New York
 Rieger, John. Red Lodge, Montana
 Rust, Otto J. Lewiston, Idaho
 Rutledge, Miss Emily. Oregon, Illinois
 Ryerson, Edwin Ramah. Lincoln, Nebraska
 Sharp, Milton H. Alhambra, Illinois
 Sharp, Mrs. Edna Brown. The Dalles, Oregon
 Singer, Mrs. Fannie H. East Orange, New Jersey
 Skidmore, J. Walter. Monroe, Wisconsin
 Smith, Jesse Orsamus. Goodland, Indiana
 Smith, Walter S. Sterling, Colorado
 Smyth, Wm. P. Philadelphia, Pennsylvania
 Snedeker, O. O. Jerseyville, Illinois
 Spaunhurst, Miss Mary LaBrune. Indianapolis, Indiana
 Stoltenburg, Miss Lulu F. Dinuba, California
 Struble, Chas. D. New York City
 Still, George. Des Moines, Iowa
 Tarr, Joseph Weinburg. Moravia, Iowa

Taylor, Miss Carrie Burke.....	Jackson, Michigan
Thompson, D. Orvil.....	Roodhouse, Illinois
Thorsen, Miss Marie.....	Rochester, Minnesota
Tieke, Miss M. Elsa.....	Brooklyn, New York
Trabue, Miss Josephine A.....	McCune, Kansas
Turley, H. I.....	Mexico, Missouri
Vanderburgh, Winfield Warren.....	Salem, California
Vanderburgh, Miss Mae.....	Salem, California
Voight, Edward J.....	Rockford, Illinois
Waggoner, John Newell.....	Jerseyville, Illinois
Walker, J. Jay.....	Medina, New York
Washburn, Miss Daisy E.....	Port Clinton, Ohio
Wendelstadt, E. F. M.....	New York City
West, Jesse A. M.....	Low Ground, Missouri
Whitney, Miss Isabelle Taylor.....	New York City
Wilkins, Miss Gertrude Marie.....	Cleveland, Ohio
Wilkins, Miss Zeo Zoe.....	Cleveland, Ohio
Wilkins, Lyman Woodbury.....	New York City
Williams, Charles J.....	Cleveland, Ohio
Wood, Joseph Frederic.....	Williamsport, Pennsylvania

POST GRADUATES.

Cline, Corria O., D. O.....	Monticello, Illinois
Giddings, Miss Mary, D. O.....	Hamilton, Ohio
Hall, Elmer Trowbridge, D. O.....	Watertown, New York
Harbert, Miss Elma R., D. O.....	Richmond, Missouri
Hicks, Miss Bettsey B., D. O.....	Battle Creek, Michigan
King, Edward D., D. O.....	Philadelphia, Pennsylvania
Platt, Miss Frances, D. O.....	Kalamazoo, Michigan
Skidmore, Mrs. Alta Corbin, D. O.....	Kirksville, Missouri
Vance, Miss Mabel, D. O.....	Indianapolis, Indiana

Index.

ADVANCED STANDING.....	63
ALUMNI ASSOCIATION.....	64
ANATOMY.....	21
APPLIED.....	23
DEMONSTRATED.....	22
DESCRIPTIVE.....	21
ANATOMICAL LABORATORY.....	21
ANNUAL LIMITATION.....	62
APPLIED ANATOMY.....	23
ATHLETICS.....	65
BACTERIOLOGY.....	28
CALENDAR YEAR.....	2
SCHOOL.....	3
CLINICAL ADVANTAGES.....	46
CLINICAL OSTEOPATHY.....	36
CHEMISTRY.....	24
ORGANIC.....	25
PHYSIOLOGICAL.....	25
CHEMICAL LABORATORY.....	24
COURSES for GRADUATES.....	47
DEGREE.....	45
DEMONSTRATED ANATOMY.....	22
DESCRIPTIVE ANATOMY.....	21
DISEASES of the EYE, EAR, NOSE and THROAT.....	32
DISEASES of SKIN.....	40
DISEASES, NERVOUS and MENTAL.....	41
DIVISION of STUDIES.....	16
EXAMINATIONS.....	44
EXAMINATION QUESTIONS.....	50
FIRST TERM STUDIES.....	50
SECOND TERM STUDIES.....	52
THIRD TERM STUDIES.....	56
FOURTH TERM STUDIES.....	58
EXPENSES.....	45

FACULTY.....	5
FEES and EXPENSES.....	45
FRESHMAN CLASS.....	70
GENERAL INFORMATION.....	62
STATEMENT.....	7
GYNECOLOGY.....	38
HISTOLOGY.....	27
HISTOLOGICAL LABORATORY.....	27
HOME STUDY.....	63
HOSPITAL.....	12
HYGIENE.....	28
INORGANIC CHEMISTRY.....	25
JUNIOR CLASS.....	76
KIRKSVILLE.....	66
LABORATORIES.....	63
LABORATORY, ANATOMICAL.....	21
BACTERIOLOGICAL.....	28
CHEMICAL.....	24
HISTOLOGICAL.....	27
PATHOLOGICAL.....	30
LEGAL STATUS.....	68
LIBRARIES.....	66
LIST of STUDENTS.....	70
MAIN BUILDING.....	11
MEDICAL JURISPRUDENCE.....	42
METHODS and COURSES of INSTRUCTION.....	17
NERVOUS and MENTAL DISEASES.....	41
NERVOUS PHYSIOLOGY.....	27
NUTRITIONAL PHYSIOLOGY.....	26
OBSTETRICS.....	39
OFFICERS of SCHOOL.....	4
OSTEOPATHY.....	9
OSTEOPATHIC TECHNIQUE.....	32
ORGANIC CHEMISTRY.....	25
PATHOLOGY.....	30
PATHOLOGICAL LABORATORY.....	30
PEDIATRICS.....	40

PHYSICAL DIAGNOSIS.....	31
PHYSIOLOGY.....	26
PHYSIOLOGICAL CHEMISTRY.....	25
PHYSIOLOGY, NERVE.....	27
NUTRITIONAL.....	26
POST-GRADUATE COURSE.....	47
POST-GRADUATES.....	82
PRACTICE of OSTEOPATHY.....	33
PRINCIPLES of OSTEOPATHY.....	29
PUBLICATIONS.....	65
RULES of CONDUCT.....	62
SENIOR CLASS.....	79
SOCIETIES.....	64
SOPHOMORE CLASS.....	73
SKIN and VENEREAL DISEASES.....	40
SUMMER COURSES.....	49
SURGERY.....	35
SYMPTOMATOLOGY.....	34
TABLE of STUDIES.....	16
TEXT BOOKS.....	69
TOXICOLOGY.....	25
TRUSTEES.....	4
URINALYSIS.....	25
VENEREAL DISEASES.....	40



Journal Printing Company
Kirksville, Mo.

