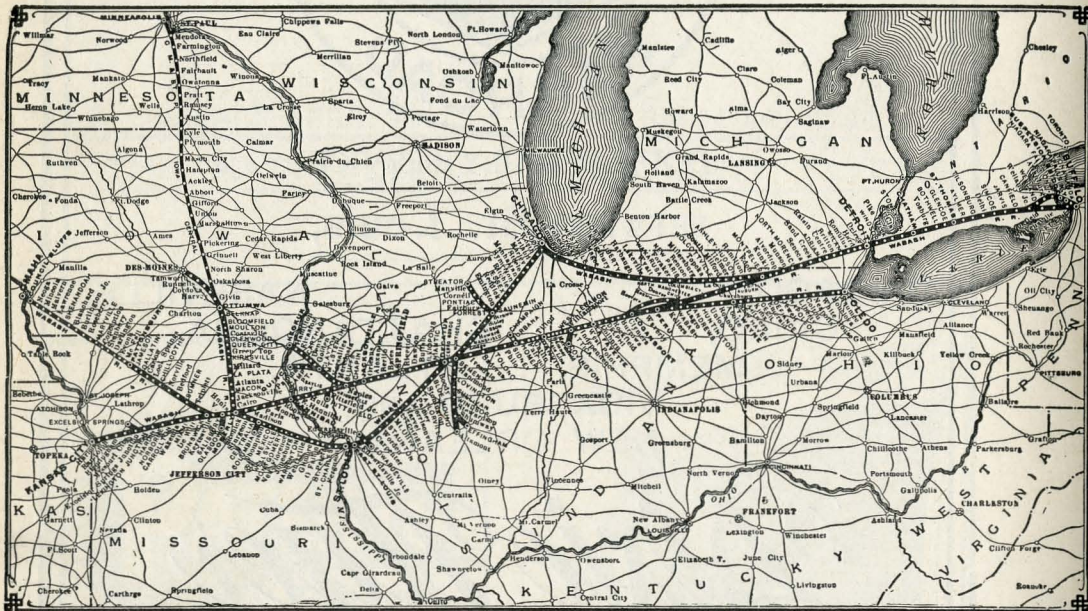


—THE—

Wabash : Route

—RUNS—

4 Daily Passenger Trains into Kirksville 4



**Making Close Connections with all Lines,
and giving to the Public Excellent Service.**

For the benefit of patients of the A. T. STILL INFIRMARY, this road
has placed on sale special rate tickets at

ONE FARE FOR THE ROUND TRIP

From all points between Moberly, Mo., and Ottumwa, Iowa.

Address: **W. E. NOONAN, Agent, Kirksville, Mo.**

O. S. CRANE, General Passenger Agent, St. Louis, Mo.

THE JOURNAL OF OSTEOPATHY.

VOL. VII.

KIRKSVILLE, MISSOURI, AUGUST, 1900.

NO. 3.

Dr. A. T. Still's Department.

[Copyright by the American School of Osteopathy.]

YES, I SAID SO.

YES, I did say that nature's laws were as old as eternity and as true as God. And I believed in that law was the true chart and compass that pointed to the fountain source—manufacturing, delivering and building all parts and principles that belong to man's form, motion and mind, both vital and material. I did say the more a person knew of the human body and how perfect all the works were, that he, as an honest juror under oath, would say that Nature's God had in mind to do a perfect job, when he said "Let us make man." Since I have spent my whole life in the study of the form and functions of man, both dead and alive, I have reasoned that such a proclamation as "Let us make man" being issued from God, meant, "Attention worlds, I, the God of the universe do proclaim to all coming ages that I will make the greatest being of creation by the rule of known perfection, and it shall stand as a living test of my ability to do and build a living, self-moving being, endowed with mind, motion and matter, which represents all substances that can be found in the universe, mind and life included." I do and have believed for many long years that when God proclaimed that he would make man, that he was fully able to do what he proposed, that he did do the work and do it in such perfect order that no anatomist of ten thousand years' learning could find a single flaw, lack or failure in the osseous design; no machinist could suggest a single change or addition to a bone, ligament or muscle, that no bone in its entirety under the most crucial examination suggests any lack or shortage in all that is meant by the word perfection in design or place, planned and executed by the divine architect, than whom none is higher nor better supplied with intelligence, experience, force and material. He, who has qualified himself, by his learning in anatomy, by his exploration with knife, microscope, chemistry and otherwise, who has obtained the best acquaintance with the physiological and chemical actions, driven by that force known as animal life, has not been able to the present date to obtain light and wisdom enough, to suggest any variation whatever from the original plan and specification, as found upon the trestle board on which all the designs of animal life have been written with the red ink of eternal truth.

Having found the construction and workmanship perfect from the

least to the greatest parts of the person and being, forced by all methods of reason to grant and acknowledge the perfection of the architect and builder of man, can we not trust that the same wise, thoughtful and honest builder did think, provide for and place all of the remedies and safeguards to ward off or cure diseases as man's condition might require, during his natural life?

Let us count the above remarks as something of a prelude, or an apology for what may follow. At this point I will ask the attention of the kind student of nature to go into camp with me and partake of such fare as we will find on the table, which food for the philosopher is abundantly supplied to suit all stomachs that may wish to camp by and feast in the rich valley and fertile lands that are situated below the diaphragm to the lowest point of the bones of the sacrum. Hitherto mysterious diseases of the human have come and done their deadly work, swept away countless thousands of our race, despite the remedies of the best known skill of this and other known ages.

I will begin abruptly with assertions which I believe on further investigations will prove to be philosophically true. To date our best authorities are blank as to the cause or causes of gall stones, bladder stones, fibroid and all grades and kinds of tumors, that have appeared and have done their mysterious work of constructing tumors, generated deadly fluids and destroyed life. Their mystery today, if popular writers are to be believed, I repeat, the mystery is just as great today as in any time of the past. When he has written his thousands and tens of thousands of pages, he lays his pen down in despair, and says in the most emphatic terms in word and deed that he does not know the cause, and in his ignorance he resorts to the administering of various kinds of drugs, hoping that some one of them may contain the quality that would diminish and remove such bulky deposits, either of the fluid or the flesh. He seems to have never asked the question, nor suggested to others that the cause might be traced to strains, partial or complete dislocation of the innominates from their normal position on the sacrum. I have never seen nor known the question to be asked nor answered with any degree of intelligence of the cause of hysteria, bright's disease, diabetis, constipation, dysentery, abnormal monthly conditions and on. Have we ever read after any author that he believed by falls, jars, strains and otherwise that the pelvis might become deformed, that the sacro lumbar articulation might be so much disturbed as to produce lymphatic and venous congestion, which would likely terminate in tumefaction and on to the whole list of diseases above named?

* * *

ONCE A YEAR OR OFTENER.

ONCE a year or oftener we should report the progress of our school, it is new. The first few years I devoted to the study of anatomy I had

a good surgical knowledge of anatomy, knew how to apply that knowledge. I had seen and done much while in service during the Civil War as a scout, in camp and general hospital work. I could cut off a limb, take out a ball, dress wounds and do all that went with knife and saw in surgery, but did not know which leg or arm to cut off to stop army dysentery. I was taught that the study of anatomy was to know the location of the blood vessels, nerves and bones to guide us in surgery, which meant to cut and saw. A child tells all the story and all that is meant by surgery when it tells its mother to "tut the rotten out and div me the dood."

At this time I will quote Dunglison's definition of surgery.

"SURGERY, the part of the healing art relating to external diseases, and to injuries of any part or organ, their treatment, and the operations adapted for their cure."

Thus we see the use of a good knowledge of anatomy to the surgeon, without which he would fail in adjusting dislocations and fractures or boring, sawing and cutting into the head, chest, abdomen and limbs. Thus the more the surgeon knows of anatomy the better for his skill in the art of healing by knife and saw.

My object in writing after this manner is to say to the student of anatomy that the good results of a knowledge of anatomy do not stop with the knife and saw. You are to be taught that diseases of climate, seasons, epidemics and contagions do yield to natural repairs under the treatment of a skilled engineer, who is able by his knowledge of anatomy to detect variations from the normal.

* * *

WOMAN.

I THINK it right to give her credit for what she is. I think the world has been too slow in giving her the words, and I will say the words of thankful kindness that are due her. She toils from early dawn until late bedtime for the good and comfort of those with whom her lot is cast. She is not a servant, but for the comfort of family and friends she willingly fills the place of one, and does the work that two or three should have divided among them. She does it all with tired limbs and aching back; all without a murmur or complaint. When we look back over the past years of our short lives we find she has filled the place of something like a "Sunday slave" who has to scratch her head and think fast, whether she has plenty or little of what she will have on her table for those that may accidentally drop in from church and other places. She freely divides of such as she has, often and too often she feeds a half dozen unthankful gad-a-bouts only to be told by those whom she has fed that they don't see how she gets along without servants.

Now, ladies, I have told you the truth, and you know it to be the truth, and if you will permit me I will tell you another truth, one that I have told other ladies for the last ten years, and that is if you will throw down your

dish rags and close the doors to all such vampires of comfort that would eat you out of house and home without even a thank you, take a scholarship in the American School of Osteopathy, spend two years and use the same mental and physical energy to obtain a knowledge of this science that you have used to please and comfort those lazy drones, that you will obtain an honorable diploma from this school which will say "dear lady you have a commission to fill and that commission is to go into the world heal and comfort the sick and receive a compensation that will sustain you and yours with the comforts of life, and lay by something on which to depend during your declining days." These are facts that any lady that has gone from this school will endorse as true and very true, as she has proven since she received her parchment from the American School of Osteopathy.

I would like a letter from every lady graduate with her experience for and against.

A. T. S.

* * *

DIPLOMAS DO TALK AND DO STOP TALK.

HERE is something of the tone of hundreds of letters written to me. They come marked *Personal*. They begin:

Dear "Pap."—I am doing well, have a good practice, was here a week before I got anything to do. I had almost concluded to leave as I could get nothing to do. I felt blue and bad. Just then a solid looking man stepped into my office, spoke a few words then said "Are you an Osteopath Doctor?" I said I was. "Please show me your diploma." I took it from the tin case and handed it to him. He looked it over carefully and said, "That is the document I wanted to see. I know the signature and the man that put it there. When I find the name A. T. Still written by him I know it means that he thinks that you are worthy and well qualified or he would never put his name to your recommendation." And closed the talk by telling me to get my hat and go with him to treat his wife and child. And said, "I am a banker, and will tell you Dr. that you must frame and hang your diploma up in your office; it is what talks for you. We know there is no bosh nor faking to anything the Old Dr. Still has anything to do with."

I went to his house relieved his wife of side pleurisy. The next day he took me to the bank, gave me an introduction to all the inmates and took me over the town to the mayor and all the business men, told how I relieved his wife and said this man has a diploma from headquarters and that school is solid and has the founder at its head. So in twenty-four hours I had a number of patients and business has grown ever since and I know the diploma with Pap's name is what has done the work. N. B. He told me that there had been several there claiming to be Osteopaths from other schools. We tried their skill they did no good. "Send me 100 Journals and a number of catalogues. I want to work for the A. S. O."

PROFESSIONAL ETHICS.

EMMONS R. BOOTH, PH. D., D. O.

IN ENTERING upon the discussion of this subject, I want to try to dispel the idea that some seem to possess that the code of ethics pertaining to any profession is independent of that universal code recognized as operative in determining the conduct of men and women in all cultured and intelligent communities. The right is based upon the idea of the good. It is a universal principle, and applies to all alike. But the peculiar relation that one class of persons holds to others, may, and generally does, impose upon them certain duties and responsibilities that may not rest, at least to the same degree, upon others. This fact alone justifies us in speaking of a code of ethics applicable to our particular profession.

The physician, having to deal in a professional way, with humanity, has an unusually wide range of duties. These may be classified as pertaining to (1) Self, (2) His Patients, (3) His Profession, and (4) the Public.

DUTIES PERTAINING TO SELF.

Every person entering upon the duties of a physician should see that he is prepared to meet the responsibilities he assumes in his new calling. If not, an intelligent community will sooner or later find that he is sailing under false colors, and will relegate him to the rank to which he properly belongs. The Osteopath comes in direct competition with the members of a profession that is generally considered one of the most learned and dignified. Consequently he will often be compared or contrasted with other physicians from the standpoint of kindness, courtesy, culture, scientific attainment, and professional skill.

As the Osteopath must come into closer personal contact with his patients than other practitioners, he will be better known; and those habits in another which remain as a sealed book may be so evident in an Osteopath as to be a source of annoyance if not disgust to his patients. Cleanliness is of the greatest importance. The effect of untidy clothes, soiled hands, or a foul breath upon a patient of highly esthetic tastes is far from assuring; and if the first treatment of such a patient proves to be the last, the operator may have no one to blame but himself. Some prevalent habits are so obnoxious to a lady or a gentlemen of refinement that their manifestation in the presence of one not schooled to endure such things produces little less than a shock. Among such habits may be enumerated the use of intoxicants, narcotics in any form, perfumes of endless varieties, to say nothing of chewing gum with its numerous flavors, *ad nauseum*. And what can be said of these things in combination? The English language proves inadequate.

dish rags and close the doors to all such vampires of comfort that would eat you out of house and home without even a thank you, take a scholarship in the American School of Osteopathy, spend two years and use the same mental and physical energy to obtain a knowledge of this science that you have used to please and comfort those lazy drones, that you will obtain an honorable diploma from this school which will say "dear lady you have a commission to fill and that commission is to go into the world heal and comfort the sick and receive a compensation that will sustain you and yours with the comforts of life, and lay by something on which to depend during your declining days." These are facts that any lady that has gone from this school will endorse as true and very true, as she has proven since she received her parchment from the American School of Osteopathy.

I would like a letter from every lady graduate with her experience for and against.

A. T. S.

* * *

DIPLOMAS DO TALK AND DO STOP TALK.

HERE is something of the tone of hundreds of letters written to me. They come marked *Personal*. They begin:

Dear "Pap."—I am doing well, have a good practice, was here a week before I got anything to do. I had almost concluded to leave as I could get nothing to do. I felt blue and bad. Just then a solid looking man stepped into my office, spoke a few words then said "Are you an Osteopath Doctor?" I said I was. "Please show me your diploma." I took it from the tin case and handed it to him. He looked it over carefully and said, "That is the document I wanted to see. I know the signature and the man that put it there. When I find the name A. T. Still written by him I know it means that he thinks that you are worthy and well qualified or he would never put his name to your recommendation." And closed the talk by telling me to get my hat and go with him to treat his wife and child. And said, "I am a banker, and will tell you Dr. that you must frame and hang your diploma up in your office; it is what talks for you. We know there is no bosh nor faking to anything the Old Dr. Still has anything to do with."

I went to his house relieved his wife of side pleurisy. The next day he took me to the bank, gave me an introduction to all the inmates and took me over the town to the mayor and all the business men, told how I relieved his wife and said this man has a diploma from headquarters and that school is solid and has the founder at its head. So in twenty-four hours I had a number of patients and business has grown ever since and I know the diploma with Pap's name is what has done the work. N. B. He told me that there had been several there claiming to be Osteopaths from other schools. We tried their skill they did no good. "Send me 100 Journals and a number of catalogues. I want to work for the A. S. O."

PROFESSIONAL ETHICS.

EMMONS R. BOOTH, PH. D., D. O.

IN ENTERING upon the discussion of this subject, I want to try to dispel the idea that some seem to possess that the code of ethics pertaining to any profession is independent of that universal code recognized as operative in determining the conduct of men and women in all cultured and intelligent communities. The right is based upon the idea of the good. It is a universal principle, and applies to all alike. But the peculiar relation that one class of persons holds to others, may, and generally does, impose upon them certain duties and responsibilities that may not rest, at least to the same degree, upon others. This fact alone justifies us in speaking of a code of ethics applicable to our particular profession.

The physician, having to deal in a professional way, with humanity, has an unusually wide range of duties. These may be classified as pertaining to (1) Self, (2) His Patients, (3) His Profession, and (4) the Public.

DUTIES PERTAINING TO SELF.

Every person entering upon the duties of a physician should see that he is prepared to meet the responsibilities he assumes in his new calling. If not, an intelligent community will sooner or later find that he is sailing under false colors, and will relegate him to the rank to which he properly belongs. The Osteopath comes in direct competition with the members of a profession that is generally considered one of the most learned and dignified. Consequently he will often be compared or contrasted with other physicians from the standpoint of kindness, courtesy, culture, scientific attainment, and professional skill.

As the Osteopath must come into closer personal contact with his patients than other practitioners, he will be better known; and those habits in another which remain as a sealed book may be so evident in an Osteopath as to be a source of annoyance if not disgust to his patients. Cleanliness is of the greatest importance. The effect of untidy clothes, soiled hands, or a foul breath upon a patient of highly esthetic tastes is far from assuring; and if the first treatment of such a patient proves to be the last, the operator may have no one to blame but himself. Some prevalent habits are so obnoxious to a lady or a gentlemen of refinement that their manifestation in the presence of one not schooled to endure such things produces little less than a shock. Among such habits may be enumerated the use of intoxicants, narcotics in any form, perfumes of endless varieties, to say nothing of chewing gum with its numerous flavors, *ad nauseum*. And what can be said of these things in combination? The English language proves inadequate.

The work in which the physician is engaged makes it imperative upon him to answer the calls of distress, unless by so doing there would be incurred a greater risk to his own health than to that of his patient by refusing to answer the call. Hence the necessity of a mode of life and such habits as will enable the physician to respond to any call for relief and to endure the fatigue necessary to accomplish the best results. The selfish love of ease must be sacrificed by the physician, and this important lesson cannot be learned in a more effective way than in learning to subdue all those selfish and negligent habits which tend to physical weakness. Health itself is contagious. The sick are influenced by one in whom the currents of life are strong. A feeling of confidence comes over the patient when he knows he is in the hands of one who has the good sense to profit from his own teachings. Sufferers want to feel that he whom they call upon in an emergency is able to respond and render the services of one in health. The physician, therefore, owes it as a duty to himself as well as his patients to take such care of himself as will enable him to render the greatest service.

No man or woman entering upon a professional career should withhold from that profession his contribution to its advancement. He, must, therefore, have a foundation in culture and knowledge broad enough to permit progress; and his habits of study and investigation should be such as to enable him to do something towards widening the horizon of human skill and intelligence. Osteopathy is yet in its infancy. Its possibilities are known by experience to but few. Its foundation is broad enough for all. There is no uncertainty to the intelligent student as to its principles; neither is there a limit to its applications. Its future is what we, the promulgators of its science and the practitioners of its art, make it. The people are hungry for a rational system of treating diseases. They are tired of deception, especially that often practiced by the medical and pharmaceutical trusts, and are often too willing to resort to almost anything that will free them from the taking of drugs.

The success of Osteopathy has been so marked that it has attracted the attention of all other methods of healing. The strongest forces of the opposition are being and will continue to be hurled against it. Our ability to withstand these attacks will not depend upon the justice of our cause so much as our ability to prove ourselves worthy of the cause we have espoused. The insincere, unqualified, mercenary Osteopath, is the worst of all fakes, because he is playing into the hands of the enemy and is prostituting a noble profession to the gratification of self. Truth is mighty and will prevail. It is never injured, except temporarily, by assaults from without. Its greatest enemies are found in its own ranks professing to be its devotees. The Osteopath with no regard for the welfare of his patients or the dignity of his profession, with no purpose but the collection of the fees, ought to be ostracised from the profession.

DUTIES PERTAINING TO PATIENTS.

Cruelty may have been the means by which the law of "the survival of the fittest" prevailed in the physical world; but the noble impulses of the human heart respond more readily to kindness. The physical sufferer is often more susceptible to the influence of others than the person in normal health; hence the little deeds of kindness and courtesy from one so closely related to them in sickness as an Osteopathic physician must be, is not simply a mark of favor but a consideration to which they are justly entitled. Such acts redound not only to the welfare of the patient but to the physician as well in begetting a confidence in the public mind as to the culture, devotion and consideration of the Osteopath and the profession to which he belongs.

Alas, too often, in business and social life, do we find those who expect to attain success or build up a reputation by resorting to trickery or deception. Of course it may not be necessary in all cases to speak or act the whole truth; but strict honesty should mark the conduct of the physician. Unfortunately many who come to us have been most shamefully deluded, at times, through the ignorance of those ministering to their wants, and at times through the duplicity of those whose advice was tinged by a mercenary spirit. Those who express themselves as having taken "barrels of medicine" for such disturbances as a misplaced rib or a slipped innominate are among the unfortunates that have been deceived by the ignorant physician or the enterprising drug vender. The Osteopathic physician has, in such cases, an opportunity, by his knowledge and honesty, to teach the people a great lesson in truthfulness which will enable them to render a verdict in favor of justice, honesty, and intelligence in dealing with the afflicted.

At the present time Osteopathy stands only on the threshold. The public is ready to welcome the new comer within the portals and give her the best seat at the banquet, because no one has been found hitherto qualified for the position. But the Osteopathic physician must be prepared to present his credentials. He must be prepared to explain to the patient in plain language the conditions producing the trouble, the scientific principles involved, and the means he is to employ to restore the patient to health. Your ignorant patient or his friends may not care to know anything about the real situation—he may prefer to revel in the realms of the mysterious; but if he possess the disposition and the mental training to cause him to depart from the realms of mysticism and empiricism, he will welcome, possibly demand, a rational explanation of the facts in the case.

A strict adherence to the principles just laid down will cause conservatism on the part of the physician. Promising radical cures is of course unprofessional and promising any cure, is, generally speaking, stepping beyond discretion. But this must not prevent the giving of encouragement which is so essential for one who has perchance for years been living

against hope. The presence and ministrations of the physician should always be accompanied with hope and cheerfulness. In critical cases especially, not a word or look should be such as to send a thrill of despair or discouragement through the sufferer. Then, if ever, all the powers of both body and soul should be rallied against death, and the physician, like a peerless general, should step to the front and sustain, cheer and encourage his patient by every word and act.

After a physician has once taken a case, the patient is entitled to his best services, irrespective of the patient's hope of reward, till such time as he shall dismiss the case as cured or withdraw from further attendance. The physician should not be too ready voluntarily to relinquish his services, especially in cases in which his treatment seems to be as satisfactory as that rendered by any other physician; but if at any time he finds that his services are unavailing or less efficient than those of another would probably be, common justice, courtesy, and humanity suggest that he should withdraw from the case and give any desired information to his successor that may aid in bringing the case to a successful termination. The apprehension of this principle appeals to the physician's judgment and a clear and just conception of his own limitations. Mistakes are, doubtless, unavoidable. But he who makes a business of promising everything and holding every case as long as it is a source of income to him, is belieing himself and degrading his profession to the level of a patent medicine vender.

The occupation of a physician is a business as well as a profession; and his patrons have the right to demand of him the application of business principles just the same as the patrons of a grocery or dry goods firm demand honesty and business like conduct on the part of the proprietor and his employes. A professional man should have a most scrupulous regard for all engagements, especially those made with the infirm, because of the greater annoyance to such a one in case of disappointment. Rather than make an appointment to see a patient at a given hour if it is probable that you may not be present at the specified time, make no definite engagement, but let it be such as to keep up the hope of the patient and let the gratification of that hope come within the designated time limit. Promptness in performing all professional duties and in meeting all professional appointments is imperative alike to the physician and the patient, and a generous regard for this rule begets a confidence in the physician that is an important element in determining the welfare of the patient as well as the success of the physician himself.

The physician is the natural confident of the patient in everything pertaining to the condition under consideration. He is often the unwelcome recipient of information entirely foreign to the case. These confidences should not be betrayed. It is also possible for the physician to discover conditions unknown to the patient or his friends, and if these are such as to reflect in any way upon the character of the patient or his friends, the utmost caution and discretion are necessary. The confidence shown by the patient should arouse the nobler impulses of the physician's nature, and cause him not to simply respect that confidence, but prompt him to renewed efforts to alleviate or eradicate the conditions that have made such implicit confidence necessary.

THE RIBS AND VERTEBRAE IN THE ETIOLOGY OF DISEASES OF THE DIGESTIVE TRACT.

M. C. HARDIN, PH. B., B. D., D. O.

ONE of the chief distinctions between Osteopathy and medicine is found in the etiology of disease. To the mind of the Osteopath this means much, for it is by reason of this that he is many times enabled to relieve patients who have been the rounds of all other methods of treatment. The man who finds the cause will always be more likely to succeed than he who looks only for the symptoms. The Osteopath attributes his success largely to one fact in his education. He is not trained in the application of certain things (called agencies), to the symptoms in the cure of disease, nor to name a disease from certain symptoms, but he is taught from the very beginning to look for the cause of the abnormal condition found in the body. He is thoroughly schooled in this one thing. Cause is first and cause is last with him. There is much in the object sought and there is much in the training. The man who is taught to think and to reason is worth all the rest who go by rules, or what he finds recorded in books. In this we believe that the Osteopath excels the medical man, for his education is a training to think independently and to reason on every case which presents itself to him. I can illustrate this by a case in my own experience. I had not been located in this city long when a man called to consult me one day who had undergone a surgical operation some time before. He came to me on the second day of March. On the first of December previous he had an operation for hernia in one of the hospitals in the city. In two weeks thereafter he was at home again. The operation was successful (?), but the whole of the left limb suffered with a venous congestion of such a serious nature that it was swollen so badly he could not use it. The penis was paralyzed and the testicle on that side was congested. It was two months and a half from the time he left the hospital until he called on me. During all this time he had studiously followed the directions of the attending surgeons with no benefits whatever. They kept the limb bandaged its entire length with an elastic bandage and gave the patient strychnine and digitalis for the heart and circulation. They were following the books. The first thing that presented itself to me was to seek for the cause of this persistent congestion. I reasoned that there had been no change in the limb except where the operation had been performed and concluded that this condition must come from some trouble there. When the anatomy of the part presented itself to my mind I supposed that the tissues which had been drawn together in stitching up the wound had been drawn tightly across the internal saphenous vein just as it opens into the femoral vein, or perhaps, the femoral vein itself was bound down by these tense tissues. I placed

the patient upon the table on his back and, as I sat on the side of the table with his feet resting on my shoulder, I took hold of the parts above where I had located the obstruction and pulled them to one side so as to relieve all pressure on the veins at this point and in a few minutes gravity had so drained the limb that I was sure I was right. I took the case and my work was directed to stretching the tissues so as to relieve pressure upon these veins and in less than a month everything was normal. These medical men are representative men in their profession and they told the patient that they could not understand why the congestion should persist as this treatment was in perfect accord with the authorities. They followed books and rules and were so taught by their system and their applications and were bound to these things. The Osteopath was taught from the very beginning to look for the cause and to reason about the condition. Herein is the explanation of the success of the Osteopath in this case.

Etiology means much to the Osteopath—ought to mean much to all medical men, but the average M. D. is so devoted to the study of symptoms—symptoms of the disease and symptoms of the action of the drug, whether it is right to use a drug that produces like symptoms to the disease (homeopathy) or whether he must use one which gives other symptoms than the disease (allopathy)—that he forgets etiology or does not lay much stress upon it unless it comes within the domain of bacteriology which is most times only secondary.

It is not the boast of the Osteopath that he knows everything nor on the other hand does he discard the knowledge that the medical man has accumulated in the centuries past. It is only by having this knowledge that he is able to accomplish what he has done. He claims only to have added a mite to what is known and to have started a method of investigation which is to accomplish much in the years to come.

One of the distinctive features of Osteopathy is the part that the bones play in the etiology of disease. The editor of *Suggestive Therapeutics* in an article on Osteopathy says, "Some years ago I had the pleasure of hearing Christopher Heath, F. R. C. S., Professor of Surgery, University Medical College, London, give a lecture on "Joints" at Cooper Medical College, San Francisco, in the course of which he said: "These are cases that are so successfully treated by what we in England call 'bone setters.' Some of them have a knack of putting little sub-luxations—for they are not bona fide dislocations—of putting subluxations of joints into place and of breaking down adhesions which frequently the surgeon fears to do, and they certainly have a reputation in England. The ability to reach just such cases has been one of the principle factors in the success of Osteopathy, but we do not stop here. Our physiologies tell us that physiological effects can be produced by mechanical stimulation of the nerves. The Osteopaths have taken up this work here and are rapidly advancing it to

a foremost position in the therapeutic field. No sensible, unprejudiced person will assert that the combined efforts of many bright, intelligent and enthusiastic men and women directed toward perfecting this work will not produce something more than mere physical manipulation." This generous apology for the existence of the Osteopath is from a medical doctor and from one who has his eyes open to an extent that Osteopathy is here to stay and means much to the next few decades in the evolution of the science of healing. While this explanation of the presence of Osteopathy might not satisfy an Osteopath, yet it is this particular phase of the science that we are to deal with in this paper, i. e., with the bones in etiology, of diseases of the digestive tract.

To one in the habit of thinking from another point of view much of the language of Osteopathy sounds exceedingly foolish, but habit of thought like any other habit is despotic and tyrannical and it is not strange that the M. D. should find much amusement and disgust in an Osteopathic publication. Nothing is more at variance to the habit of thought of an M. D., than for the Osteopath to attribute some stomach trouble to a lesion caused by an abnormal position of a rib or of one or more vertebrae. But facts give a reasonable appearance to many otherwise queer things.

Dr. A. T. Still, the founder of this new science of healing was for many years a medical practitioner of the Allopath school. While yet using drugs in his practice he found a great many cases that he could not handle successfully with his ordinary drug treatment. Not satisfied with his results, he set about to make a thorough physical examination of these patients. The thing that especially attracted his attention was that he found certain irregularities in the spine, such as slight curvatures and "breaks" where one or more spinous processes of the vertebrae were out of line. These irregularities, he supposed, might impinge upon the nerves somewhat, as they passed from the spinal cord, just as in sitting with the leg hanging down the pressure on the nerve shuts off the vaso-motor force to the circulation in the limb beyond the point of impingement and causes the leg to "go to sleep." He found that when these irregularities were removed, which he did by manipulation, the nerve force was left free and the abnormal condition closed, just as in freeing the limb from pressure, the "sleepy" feeling passes away. We find such lesions very common in the splanchnic region in stomach and intestinal disorders. Here are a few cases that will illustrate what the Osteopath means by a lesion of the vertebrae and ribs.

In a case of gastralgia the seventh dorsal was found to be the right while there was great tension at the twelfth dorsal also. When these lesions were removed the patient was fully relieved.

In another case of the same kind where there was indigestion and gastralgia also, it was found that there were lesions at both the atlas and the fourth dorsal.

Another case of gastralgia was caused from an abnormal condition of the eleventh rib on the left and when it was corrected there was instant relief.

In a case of chronic diarrhoea the ninth, tenth and eleventh ribs on the right were very much depressed. On the removal of this condition the diarrhoea ceased at once.

These conditions sound very strange to an M. D., but they are demonstrable facts to any one who will only seek to investigate these things. In making these statements it is not to be understood that the Osteopath claims that such conditions are present in all such cases. He recognizes the fact that such conditions may be caused by many other agencies, but he is ever alert to such conditions as these mentioned above.

To lend credence to the otherwise skeptical and to confirm what we hold as settled views we desire just here to call attention to an article on *Enteroptosis* which appeared in the *Berliner Klinische, Wochen-Schrift* of September 4, 1899, by Dr. B. Stiller. He claims that he has proven that nervous dyspepsia is caused by a sub-dislocation of the tenth rib. He says, "Enteroptosis and nervous dyspepsia are identical. The subjective symptoms of nervous dyspepsia are not dependent upon the displacement of the viscera, but upon the underlying dyspeptic neurasthenia. The basal neuropathy affects not only the spheres of sensation, but also those of motility, secretion, and even absorption of the stomach. Atony of the stomach is the earliest and often the only sign of nervous dyspepsia. The disturbance of secretion manifests itself usually as hyper-acidity, which may increase to hyper-secretion. The atony of the intestine leads to habitual constipation." From this quotation it will be seen that the Osteopath has not made any very rash claims in holding that dyspepsia, gastralgia, and constipation may be caused by a displaced rib. Dr. Stiller shows that in the case he has investigated gastralgia may be present, for the sphere of sensation is affected. Hyper-acidity indicates that the secretions are not normal for there is a lack of free hydrochloric acid. Constipation is present because there is a lack of tone to the intestine. Dr. Stiller's investigation is no doubt original with him and yet it is only in line with what the Osteopath has held and practiced all the while. There is no better place to illustrate the difference between the medical and Osteopathic methods of treating such cases than just here and it will show plainly how the Osteopath gets the results and wherein the medical man fails. How does the medical man treat the case? For the gastralgia he will give his patient morphine and for the lack in secretion he will give the patient a drink of dilute hydrochloric acid with every meal he takes and he will purge him for the constipation and thereby increase the lack of tone to the intestine. How long will it take an M. D. to cure a case like this? He can never do it with his drugs and the patient is a confirmed invalid. But the Osteopath goes to the displaced rib and when it is adjusted the pain ceases, the secretions are normal and the tone and peristaltic action of the bowel relieves the constipation and new heavens bend above the patient's head.

OSTEOPATHIC STANDARDS AND ETHICS.

S. A. ELLIS, D. O.

THAT no science, system or theory can remain as it is, be it ever so true, is undoubtedly axiomatic. With the faces of its advocates set against progress it must undergo retrogression and ultimately die, its truths being absorbed by some other more progressive rival for public favor and patronage. Osteopathy is certainly no exception to this universal rule. The history of the science during the last ten years shows great strides toward the top, but even to-day all enthusiastic, intelligent representatives of the theory believe that it has but just made a beginning by comparison with what we hope and expect to see within the next few years.

Probably the most healthful atmosphere for a truthful theory to grow in is one of criticism and persecution. The experience of all the practitioners in the field to-day assures us that there will be no end of either, judging from the uncharitable and bigoted attitude of the medical profession. The influence of the medical men with the public must not be underestimated, for it is certainly great. Our position before the people will not warrant us in fighting this spirit of antagonism with its own weapons. Obviously there is but one reasonable way of approaching the problem—to dignify our science by placing it as nearly as possible above criticism, and that as rapidly as is compatible with a healthy development. Let every loyal Osteopath cherish and guard the existing structure, and lose no opportunity in being earnestly aggressive in placing the theory in its proper position as a therapeutic agency.

The different reputable schools through the country have probably more responsibility in regard to the science than any other one element. In order to stand on an equal footing in the eyes of the people with our greatest rival, the medical man, with whom we will constantly be compared, we must be his equal in intelligence and technical training. The day when the only qualification for a successful practitioner was the ability to give a good general treatment has long since gone by. Courses should be gradually increased in length and made more exhaustive. Eliminate as rapidly as possible from the corps of instructors men who are thoroughly imbued with the medical idea and entirely out of sympathy with Osteopathy. We cannot afford to cast aside all the teaching of medical men, for they have certainly given us a vast amount of valuable theory. This when presented from the Osteopathic standpoint becomes immensely useful. However, it seems to be a mistake to have any great proportion of the instruction in our schools given by medical men who are wholly out of touch with the theory of our science. Students in that case are apt to become too strongly impressed with the medical way of approaching disease, to the detriment of themselves as Osteopaths and

also of the science. The desirable thing is men who are not afraid to assert themselves. If they wish to practice medicine let them do so, but if they have chosen Osteopathy let them be Osteopaths in the best sense, and not mongrels.

There seems to be no doubt that the National Association as well as the local societies and associations formed for the protection and furtherance of Osteopathy should use the blue pencil on the names of men who at any time in their practice take advantage of the drug system in any way. This course would undoubtedly eliminate one of the greatest dangers which threaten the science from within. It would also remove from the field as reputable practitioners an undesirable class of men who are neither good Osteopaths nor, on the other hand, good medical men. The two theories are entirely incompatible, and probably the worst enemy of Osteopathy today is the man who urges that the science be introduced into our medical schools as merely an accessory to the regular practice. In this we all see the immediate danger of losing our identity as a separate and distinct school of practice.

Another class of practitioners who should receive the attention of the National Association are the men who insist on keeping the science before the public by means of indiscriminate advertising. In a number of cases we have seen advertisements such as our best tradesmen would use, to increase a purely mercantile business. The injury that such methods do the science in the eyes of intelligent people can hardly be estimated. To say the least, it is an error in good taste that will not readily be overlooked by the better class of patrons.

OBSTETRICS.

PAPER READ BY CHAS. E. STILL, D. O., AT THE A. A. A. O. ANNUAL MEETING, CHATANOOGA, TENN, JULY 7, 1900.

ALL TRUTH makes way slowly. Discoverers, inventors, and annunciators of great ideas have learned that time is an important element in the progress of new thought, and that periods of doubt and uncertainty, even of contempt and reproach, are at first naturally looked for by those who would propose some thought or enterprise contrary to the usual trend of belief or experience. Misapprehension and fallacies are to be expected, and must precede full elucidation of truth or reason for action. The science of healing by Osteopathic methods, including as it does the fact that all diseases come from conditions, has not escaped the general reproach of public opinion. It only asks, however, for the trustworthy and satisfactory test of time in which to prove its right to exist and its genuine power to relieve suffering. Meanwhile, certain amusing and ridiculous fallacies have arisen. One of the most absurd of these fallacies is frequently heard from the lips of men whose common sense and customary methods of reasoning

should lead them to more correct conclusions. Says one man of scientific attainments, "Show me the Osteopathic practitioner who can shorten the time of labor and lessen the heart-rending scenes of child-birth, and I will believe in this new fad." Were this test answered by one who should comply with every request, doubtless the proposer would still be as pronounced a skeptic as he desires to be.

Obstetrics is defined as the "Care of women in pregnancy, childbirth, and the puerperal state." In this article, we will limit it to the care of the woman in childbirth, and that from an Osteopathic standpoint, showing wherein we differ from the common accepted theories. The many factors that would ordinarily be discussed under this head will therefore be eliminated.

Before taking up the subject proper, it may be well to call your attention to the structure, blood, and nerve supply of the uterus, which is the principal organ with which we have to deal under this part of the subject. The uterus is essentially a muscular organ, lined with *mucous membrane* and covered with peritoneum. Note, especially that is lined with *mucous membrane*—hence self-cleansing. The muscle fibers, involuntary in character, are arranged in three layers, viz: longitudinal, oblique, and circular—of which the longitudinal is most important in that it forms the greatest part of the fundus and is the most important factor in expulsion of the foetus. The circular are mostly located in cervix, thereby regulating the size of opening or osuteri. The nerve supply is from sympathetic source, with cerebro-spinal connection. By this connection, the contraction of the fundus or the relaxation of the cervix is regulated, thereby controlling labor or hemorrhage by our method of treatment. The veins become enlarged and tortuous, pregnancy advances, they are really sinuses in the uterine walls.

Labor is admitted by all to be a natural process arranged and provided for in the construction of the female body. On this account, we attempt only to assist—not alter. At the end of the term, the fetus no longer forms part of the maternal organism, but becomes a foreign element—to be expelled by certain forces. These forces of labor, of which uterine contraction is most important, are now brought into activity principally by the influence of the parturition center. This extreme contraction of the uterine muscles pressing the nerve terminals, would of necessity produce pain. This pain, which seems to be a part of the process, and the word "pain" is used synonymously with uterine contraction, is necessary; but the fearful agony of backache, cramping of the limbs and dilatation, are not natural and can be relieved by Osteopathic treatment. Anesthesia is resorted to by the medical profession to stop or alleviate these pains, This will certainly mitigate the suffering, but what is gained? Donhoff, as quoted by the American Text Book of Obstetrics, administered chloroform in various degrees to five parturients, studying the effect on the pains by the means of a tokodynamometer. Even under small doses, the labor was retarded.

The author then adds, "When required for no other purpose than to mitigate the sufferings of the patient, they should be reserved until the last resort." From the Osteopathic point of view, anesthesia is very rarely indicated, because the pains can be relieved by other means. The pain in the uterus can be diminished by our treatment, applied to relaxation of cervix, which relieves intra-uterine pressure, which is the principal cause of the pain. Inhibition to spine and clitoris usually suffice. The back can be relieved by relaxing contracted muscles that exist in lumbar and lower dorsal region. Severe contraction or cramping of muscles of lower limbs which attends some cases, can be relieved by rotation of the limb—which relieves irritation to sensory nerves.

The length of labor, as given by hospital reports, varies from 12 to 20 hours in primipara—8 to 12 hours in multipara. The first stage, or stages of dilatation, occupies the greater part—lasting 12 to 18 hours—the second stage usually occupying from 2 to 4 hours. From Osteopathic reports, this time has been greatly reduced. The average time for primipara, taken from our notes on cases, has been 3 hours; in multipara $1\frac{1}{2}$ hours; that is, counting from beginning of regular uterine contractions. As mentioned before, dilatation occupies the greater part of the time and suffering. If our experience teaches us correctly that we can by Osteopathic treatment reduce the time and almost entirely do away with the dreaded grinding and twisting pains all women complain so much about, what haven't we accomplished? We have done away with four-fifths of the suffering, and the writer never had but one woman say she would never have another baby—but on many occasions, when the mother was disappointed in the sex, would say, "Well, I hope the next will be a girl." By Osteopathic manipulation, nervousness is lessened, thus relieving the rigidity of the parts. Also by inhibition of the nerves that control the circular muscular fibers of cervix, which cause them to relax, dilatation is hastened. If the nerve force to a muscle is shut off, the muscle of necessity relaxes and loses its tonicity. It will stretch and not tear when pressure is brought to bear on it. Again if the nerve force is increased, or at least not lessened, tonicity is retained and pressure causes slow dilatation or even rupture of the fibers. By this inhibition, in the first stage of labor the os can be dilated very rapidly, yet without laceration occurring, since our progress is physiological. During the second stage, by stimulating the nerves to the longitudinal fibers, contraction of the fundus results, which hastens expulsion. A case in hand might be cited. Mrs. M., confined May, 1896. Regular pains began at 2 p. m. Examination revealed os to be about the size of a dime. By continued inhibition over pubes and to spine complete dilatation was accomplished within one quarter of an hour, and child delivered just one half hour after rhythmic contractions had begun. In other cases, dilatation resulted after a few minutes treatment, and we have delivered the child within fif-

teen minutes from the beginning of uterine contraction; but these cases are the exceptions rather than the rule.

Again, Osteopathic obstetrics is superior to the regular practice, in that laceration both of cervix and perineum are prevented. The American Text Book of Obstetrics states that in general practice, laceration of perineum occurs in about 35 per cent of cases of primipara and in about 10 per cent of cases of multipara. "In little less than half this number, the injury must be regarded as unavoidable except by substituting incisions." Ignorance is at the foundation of a large number of female disorders. A laceration of cervix causes loss of nerve force; nervousness, or perhaps it erodes, causing chronic ulcer, or produces leucorrhœa. Laceration of perineum weakens pelvic floor which is the main support of the uterus. This predisposes to congestion, prolapsus, and menstrual disorders. No wonder that we have so many women suffering with nervousness, neuralgic pains, menorrhagia, anaemia and loss of energy when lacerations are so common. If the patient has some of these symptoms, and the trouble dates from last confinement, always examine for laceration—which is usually the result either of ignorance or carelessness on part of the accoucher unless deformities were present. The causes of laceration are (1) insufficient dilatation; (2) precipitate delivery, the result of either forceps or drugs. The busy practitioner has a case. He is in a hurry. Dilatation is slow, so he proceeds to give ergot to bring on pains. Ergot acts on the entire uterus, causing contraction. The contraction of the fundus, which is the strongest part, forcibly overcomes contraction of circular fibers. What is the result? Instead of stretching the fibers rupture. Again, if still less judgment is used, forceps are applied as soon as possible and child forcibly delivered, with laceration resulting in many cases. We cannot too strongly condemn the present methods employed by most physicians. How does the Osteopath prevent laceration of cervix? (1) He dilates os usually by inhibition; sometimes in case of a rigid os, by mechanical means; that is, introduces the finger into the os and stretches the parts. (2) By not delivering until the tissues are in a condition to relax. In our practices, laceration of the cervix never occurs; perineum in less than half of one per cent., even in primipari, compared with the 35 per cent in other methods. Perineal laceration is prevented by relaxing tissues of the perineum, and guiding the course of the presenting part.

If the delivery tends to be precipitate, the progress is stopped until tissues are sufficiently relaxed to prevent tearing. We recall the case of Mrs. H., in which the head was bulging against the rectum. A trained nurse who was for four years at the head of a Maternity Ward in Bellvue Hospital in New York, says: "Now, I want to see this case delivered *without* lacerating by Osteopathy." She further said it could not be done by other methods. The patient was a primipara, thirty-three years old, and the baby weighed eleven and one-half pounds; laceration looked inev-

itable; but by introducing finger in rectum and forcing head forward and upward, at the same time stopping the progress of labor with free hand for some fifteen minutes, laceration was avoided. In other cases which we have had where laceration seemed unavoidable, it was prevented by exercise of patience and care, not delivering until the tissues were ready to relax.

Sometimes in primipara, the fourchette will be bruised if labor is tedious, and this may be mistaken for laceration at time of delivery; but it can be definitely diagnosed within a few days, since it heals spontaneously, while laceration does not.

In considering the subject of sepsis or puerperal fever, we realize that our opinion will be contrary to most of the writers on this subject. Great stress has been laid on the fact that the mortality rate has been decreased all the way from 2 per cent. to 16 per cent. (the per cent. varying with each particular author) since the introduction of antiseptics and antiseptic precautions.

Some people are naturally enthusiastic over the advent of anything new in medicine, this being one of the new things, it being discovered in 1847 and adopted in 1870. All the glory is given the antiseptic preparation, while the extra effort and care for cleanliness is little considered—when the fact is that about 80 per cent. of all septic conditions come from filth. Mortality has been lessened, but we think it is attributed to the wrong thing; the honor belongs to cleanliness, rather than antiseptic douches. The medical procedure is to thoroughly wash parts both internally and externally with some poisonous preparation; an ante-partem followed by a post partem douche is given. The latter is to remove blood clots, and to cleanse the uterus. Also it is enjoined upon the attending physician to thoroughly disinfect his hands and instruments by a systematic course of washing, paring and scraping, in order to destroy the ever present microbe which lurks everywhere. The latter is all right, but the former—that is—the use of douches, whether medicated or not, is objectionable to the Osteopathic physician. In the economy of the body, provisions are made for physiological processes. Where there is danger, Nature has a remedy; otherwise the body is not complete, and the fault would be with the Creator. But the body *is* complete, and there is provision made for all natural processes, of which parturition is one, and interference is useless in most cases, if not distinctly harmful. If the mucous membrane of the uterus is injured, there is a cleansing agent in the form of the amniotic fluid. This fluid, which is gemicical in character, floods and cleanses all parts just as soon as the amnion ruptures. If there is a raw surface, it produces a burning of the part; or, in other words, it is a mild escharotic. Normal bacteria do not exist in utero, but are carried there by carelessness or ignorance on the part of the physician. As for douches, no one ever thinks of using them on an animal—but a woman must have poisoned water injected into

her uterus. What for? To destroy microbes. Were they there before labor began? No, nor after either; unless they had been introduced from without by means of dirty instruments or fingers.

The sinuses in uterine wall are open after delivery. The injection of water carries air. This air may be forced into the gaping sinuses, carried to the heart, and there forming emboli. On post mortem examinations, these emboli have been found in the heart, having resulted from intrauterine injections. In the A. T. Still Infirmary practice, out of hundreds of cases of Obstetrics, not a single case of puerperal fever has resulted. Can this record be beaten? In no case were uterine injections used before the fourth day after delivery, and then in less than one per cent. of the cases. Cleanliness is practiced as far as possible, although we have seen cases delivered in filth in which there was no post partem rise of temperature.

Some of you will no doubt wonder how we control hemorrhage without some internal hemostatic. The object of our treatment is the same as that to be attained by the use of medicine, viz: to stimulate uterine contraction. If the placenta prevents involution, it is to be removed immediately. If hemorrhage exists after the expulsion of the placenta, introduce the hand into the uterus for fear that inversion or sub-involution may exist; in fact, it is a good practice to examine for such troubles in every case. Then sudden stimulation of the nerves to uterus will cause contraction, as well as retraction of the organ. Even in cases of severe hemorrhage, by strong treatment in lumbar region and stimulation of the abdomen, the flow has been permanently checked since contraction of uterus resulted. Conjunctivitis is averted in Osteopathic practice, if not due to gonorrheal affection. Hirst says "the severest possible inflammation, ending in total blindness, has resulted from the injection of a sublimate solution in the vagina during labor," the corrosive sublimate gaining access to the child's eyes, causing inflammation and perforation of the cornea." Washing the eyes of the new born with some antiseptic solution, is advised by medical writers—but from our practice—we think it not helpful—but in many cases positively dangerous. The sensitive membrane may be injured by so doing. Others think it necessary to wash out the amniotic fluid that is in the eyes, for fear that inflammation may result; but this is useless, since, if it were going to injure the eyes, it would have done so in utero. Wipe mucus or other accumulation from the eyes with a damp cloth, and if there is no gonorrheal or syphilitic infection, sore eyes will not follow.

Mastitis, according to reports principally of Winckel and Deiss, occurs in four to six per cent. of cases. It is supposed to be due, like other inflammatory conditions, to bacteria; but this is only a supposition. We think it is due to interference with the circulation through the blood and lymph vessels. We usually find some local trouble, for instance—a slipped rib, or ribs or lesions in upper dorsal region which affects the blood either mechanically or through the vaso-motor nerves. Sometimes it is due to the

non-emptying of the breast or from some deformity of the nipple. In our practice, Mastitis is very rare. We have had but one case. The gland had begun to cake, but this was promptly relieved by (1) emptying gland; and (2) separating the ribs in region of the affected part, to re-establish the circulation.

In our Infirmary practice; we meet with a great many cases of paralysis, dislocations, and other diseases, which date from the last parturition. Not long since, we saw a case of paraplegia, the result of a displaced ilium, which was slipped during last confinement. Dislocated hips are common; varicose veins frequent, and we also find cases of plegmasia alba dolens, all the result of improper care during delivery. These conditions should be prevented, and are prevented, by the careful Osteopath. As soon as the child is born and the cord ligated, the limbs and pelvic bones should be examined for slight twists or displacements, for they can be readily detected and easily corrected at that time; whereas, if left, they become chronic and a cure is difficult. Sub-involution may result, which is responsible for so many cases of menorrhagia. This can be avoided by relieving the conditions which interfere with normal involution.

In conclusion, we would summarize our reasons why Osteopathic Obstetrics is superior to the methods used by the regular physician: (1) We regard labor as a natural process, which we assist by mechanical and physiological means, not by the use of drugs or douches. (2) The time is shortened, and the pain decidedly lessened. (3) Laceration is prevented, by properly relaxing parts so that the pressure causes dilatation, not rupture. (4) The dangers of puerperal fever are nil, as compared with other methods, because we do not use uterine douches. (5) And last—dangerous conditions, complications, and sequeale are prevented—by insuring a speedy and rapid convalescence. If it can be said that Osteopathy is better in one class of cases than another, we would certainly make the statement in regard to obstetrical and gynecological cases.

All glory to the science that has lessened the danger of motherhood, which has become the most critical period in woman's existence.

COMMENCEMENT EXERCISES OF THE A. S. O.

BY CHAS. L. RICHARDSON, LL. B.

TO THE alumnus no fond recollection of college life stands out more vividly or is cherished more fondly than the memory of the last week of his happy school days. To one hundred and eighty-three alumni of the American School of Osteopathy the last week of June, 1900, stands out distinguished, eminent, the time from which to date renown.

On Sunday, June 24th, the baccalaureate sermon was preached to the graduating class. The day was a glorious one. People came in a multitude to hear the sermon. There was a parade of beauty on the way to the

services that reminded one of Easter on Fifth Avenue. There was a wealth of finery from the east and west, from the north and the south. America had turned out to do honor to the young Osteopaths.

There was music by a chorus of senior students led by Professor Forquer, a prayer by the Rev. D. C. Westfall, and scripture reading by Rev. R. G. Lewis.

The sermon preached by Rev. Charles Manly, of Lexington, Mo., was a masterpiece, a sermon against prejudice, against prepossession based on whim not truth; and on the way prejudice was met in the time of Christ.

The answer to prejudice, he said, is "Come and Seek." To the graduating class, who have seen some wonderful things already, "Thou shalt see greater things." This was the text, a promise that was made to men, a promise that is being kept; a promise of special significance to the young Osteopath. The preacher dealt with the kind of men to whom it is given to see. Such, said he, are characterized by honest inquiry, men to whom one fact is worth a barrel of theories. Dr. Manly drew a parallel between Christopher Columbus and Dr. A. T. Still. "I am thinking thy thought, Oh God" was the keynote. To the class he said, "Go and tell. What the world needs is life, truth, knowledge."

The sermon held the rapt attention of the vast audience that filled both Memorial and North halls.

CLASS DAY.

Wednesday, the 27th, was Class day. Again, in spite of threatening weather, a splendid concourse filled the halls to listen to the final felicitations of the doctors-about-to-be. One could not help but notice that the class was handsome as the Old Doctor led it in to the music of the Schubert orchestra. Among the admirers were many alumni of the institution.

The class president, George M. Laughlin, opened the exercises. It was a happy choice that made him president. Tall, of commanding presence, well poised, clear and strong in voice, cool in manner, he addressed his class on their future, and how they could accomplish something in the field of Osteopathy. His address was a clean cut nailing of false ideas. "Men may be equal before the law, but in individual ability they are not so." The men who will get the business, said he, will be the able men, men in whom anatomical knowledge is exemplified, not so much knowledge of the dead body, but knowledge of the living body. He touched upon the importance of chemistry, physiology, and pathology; he dwelt upon the importance of anatomy.

The speaker argued for the keeping of the Osteopathic profession distinct from other systems, and his voice was drowned in the applause that followed. Success in the past had been obtained by keeping away from poultices, hot water, and drugs of all kinds. (Applause.) "The Osteopath should never help to form a tail to the medical kite." (Applause.)

"We have," said he, "a constitutional right to practice; we intend to stay in the ring to the finish."

The address was all too short, and the speaker sat down amid a thunder of commendation.

* * *

Between the speeches the orchestra's soft strains strayed out so sweetly people stopped fanning to listen to notes that foretold success, notes that could soothe the suffering, while now and then the great harp would sound some ringing tones of victory. The music was prophetic.

PATHOGENIC BACTERIA.

Guy Dudley Hulett's class history was of remarkable merit, the history of one hundred and eighty-three pathogenic bacteria. It wasn't limited to facts. From 24660 pounds of green goods dumped down in Kirksville in 1898, he built up a galaxy of stars that would emblazon the heavens. Kirksville had trembled, now Mother Earth would tremble. To do his word painting justice is impossible. Hulett won the love of all who could take a "jolly"; he won the respect of all he roasted.

PROTOPLASM.

Edna Claire Cheatham's "Girl who was Studying Science", a recitation on molecules and things was just "lovely", like the "molecules and things." Unlike protoplasm, however, it should be differentiated, for it sparkled with nuclei of ideas worthy of serious thought. Miss Cheatham won much applause, and charmed all by a soft voice and graceful delivery.

THE SIMOON CLASS.

One naturally expects a poet to have whiskers like a goat, or to be mossy like a southern monarch of a dismal swamp, to be adorned so that the wind when sighing and sighing along the poet's face can play gentle capers with his chin and touch upon each hair as on an individual key to inspiration. The mind thus aroused from dreams begins to grind out melody. Alas! this was not thus. Alas! where were the whiskers? Could the poet Wm. West have had in mind some noble sacrifice to the simoon's sighs, or was it only the class that inspired the following?

"There's a ditty with a mongrel sort of tune,
'Bout the warnings in the lazy air of June,
Which presage the reckless nearing
With its night and might most bearing,
Of a certain acrobatic,
And most hopelessly erratic,
Young and frolicsome simoon."

We are constrained to think it was the noble beard, for further down we read:

"Then my soul grew weak and wobbly for the world,
And my locks with fear and trembling promptly curled."

Did the poet really fear that his class, like a simoonic combination, on the poor defenseless nation would malignantly be hurled?

We will forgive him though, the women will; listen now:

"And the girls of 1900's June, God bless the girls of June.
They're the frills, the lace, the jewels which adorn the new simoon.
They're our sweethearts and we love 'em;
And when the public comes to prove them,
Will it yield without resistance
And it's cured without assistance,
And will it love, as we do, every blessed girl of June."

THE "OLD DOCTOR."

All enjoy a speech from Dr. Still. To hear him once is to hunger for another talk. This day the "Old Doctor" said he wished he might live twenty-five years to see the progress that had been made at that time. He gloried in the progress of the past twenty-five years. He emphasized the importance of anatomical study. It was his desire to hold the students to the practical. He has fought to make them discriminate between practical truth and pure theory. With matchless sarcasm the Old Doctor dealt with the state medical laws. To him the Osteopathist is the "expert in the science of nature;" his science stands on its merits; its practitioners is bound to be respected.

Dr. Still ended by rallying the students and all who had ever been members of the A. S. O. to attend a grand reunion at Kirksville in June, 1901.

LIABLE TO ERROR.

Frank Bohannon's prophesy for women of the class, and Miss Emeline Tappan's prophesy for the men, were brilliant expositions of Osteopathic possibilities.

Bohannon's women did everything from home missionary work to skimming cream with scoop shovels, and curing fevers with an icy stare. It is fortunate that he only found one man-hater in the crowd. Bohannon concluded that nothing but good could come from such an aggregation.

Miss Tappan postponed telling what she thought of the men until commencement night, when she called Bohannon a Dear-Good-Fat-Doc, and, having the last word, she proceeded to treat all the sore places at once. Her ideas are her own and you won't find them in any of the books. Nothing escaped Miss Tappan, not even a pair of "gazelle like eyes" and mossy teeth. Truly Bohannon was right, she should continue a prophetess.

* * *

A piano solo by Miss Lowry concluded the class day exercises.

THE LAST RECEPTION.

Wednesday night, reception night was perfect. The green lawn in front of Dr. Charles Still's was gay with crowds of fair women and young

men. One hundred electric lights reflected from the soft green leaves of the giant maples an opalescent glow over all. Under this leafy canopy a sweet music sounded sweeter still. A myriad of Japanese lanterns lighted the refreshment tables on the spacious lawns at the rear. To every graduating student Dr. Charles Still gave a picture of himself. Mrs. Still, raidiantly beautiful welcomed all. Mrs. Blanche Still Laughlin lent her charming presence to the occasion, and Mrs. Herman Still added a strikingly handsome personality. Hundreds of people enjoyed a good time until a late hour.

COMMENCEMENT.

This drew the largest crowd of the week. It is estimated that five thousand people were in attendance. Under the great maples in front of the homes of the Doctors Still there is a natural amphitheatre. Here was an ideal spot for the exercises. A platform at the lowest point can easily hold three hundred, while sloping back from it in living semicircles, and rising tier on tier solid humanity in a limitless crowd can seat itself. Above, the thick leaves, acting as a sounding board, turn down in graceful cadence the dulcent strains of stringed instruments; and the faintest words of any speaker are audible to the vast throng assembled.

Here, on Thursday night, flags and lights made a scene of gorgeous magnificence. The students marched in in a body. The women were arrayed in pure white. Upon them all was invoked the divine blessing by the Rev. J. A. Smith. And then Rev. Dr. Northcutt made an address on life and duty. He complemented the class on having lived near such a man as A. T. Still, of whom it might be said (100000) people would kiss his garment. The world's cry had been for relief and Still had answered it. (Applause.)

Judge Ellison then introduced the speaker of the evening, Prof. E. R. Booth, whose subject was "Class Representation." Booth was greeted with applause, and won more plaudits ere he finished. The speaker said: "Books are but tools; experience is the test. What is truth? Ask Nature. The science of Anatomy from an Osteopathic standpoint is new. Our duties are now co-ordinate with our teachers'. Our science will grow as we make it grow. We have a personal interest in our Alma Mater. Shall we deal with out-of-date things, or shall we keep step to the rumble of progress?"

Hobbies can be ridden. Wm. Lloyd Garrison rode one; A. T. Still rode one. The world reaps the harvest. Stimulus to men of genius grows out of opposition. Tact is the record of scientific progress in all history. In the halls of fame along with Darwin, Tyndall, and Edison should go the name of A. T. Still. Let us go forth resolved to be true men." (Great applause.)

* * *

Prof. Booth was followed by the Old Doctor, who, in a voice full of emotion made his farewell talk to the class of 1900.


The distribution of diplomas followed, and the largest class ever graduated from a school of Osteopathy had made its history.

Faculty of American School of Osteopathy.

Session of 1900-01.

DR. A. T. STILL.

One of the features of the American School which stands out preeminently in advance of all others is the fact that Dr. A. T. Still, the founder of the science is also founder of the school and is today its president.



Dr. Still was born in Virginia, but is distinctly a western man, having spent the greater part of his life in pioneer work as a physician and surgeon of the "old school." His work has given him experience in every phase of medical practice and has taught him the limitations of medicine. Hence his impassioned earnestness in the advocacy of the new system which has proven itself all-embracing in its scope.

Although past seventy-one years in age, his work in connection with the school is recognized as of untold value, not alone in a keen oversight of all matters of vital moment to the school, but in an active participation in class work, his frequent visits to the various classes being greeted with demonstrations of enthusiasm.

While most of his time is spent in general oversight of the school, his mind is constantly active in deeper research in the philosophy of cause and effect as manifested in the human body; and a recent outcome of this lifelong research is the publication of his "Philosophy of Osteopathy," a volume which will stand as the basis of all future development of the science. At present he has in preparation a "Practice" which will soon appear and will be adopted as the text book of Osteopathic Practice.


*

C. E. STILL, D. O.

CHARLES E. STILL, Demonstrator in Practice of Osteopathy and in charge of the Maternity Hospital, is the eldest son of Dr. A. T. Still and was born in 1865. His education was secured in the public schools of Kirksville, and later in connection with his duties as a member of the regular army at Fort Leavenworth where he spent four years.

In the early struggles of Osteopathy for recognition as a method of treatment, the "Old Doctor" employed his sons as assistants, and here Dr. Charles first became acquainted with Nature's power to heal, and since receiving his diploma with the first class in Osteopathy, he has had a broad experience in the practice and as successful as it is broad.

While most of his time has been spent at the Kirksville Infirmary and in connection with the school, he has made good use of several opportunities to introduce the science in various other localities, notably at Red Wing, Minnesota. While no effort has been made to specialize in his work at Kirksville, it has



gravitated toward obstetrical cases until he is today considered by all as the most successful and experienced obstetrician in the practice.

★

H. T. STILL, D. O.



HERMAN T. STILL, Demonstrator in Practice of Osteopathy, the second in a trio of successful practitioners who have inherited from the "Old Doctor" a quickness of perception in diagnosis and skill in adjusting abnormal parts, was born in 1867, at Kirksville. From early life he has manifested a mechanical bent of mind, and thus, together with a highly developed intuitive faculty, has been instrumental in placing him in the first rank of Osteopathic practitioners. Like his brothers he has had the privilege of assisting in building up the science from its beginning, not only in Kirksville but abroad. He has built successful practices at Chicago, Brooklyn, Cincinnati and at present has an office in St. Louis.

★

H. M. STILL, D. O.

HARRY M. STILL, Demonstrator in Practice of Osteopathy, is the third son of Dr. A. T. Still, and like his brothers, early began the study and practice of the science. Perhaps his greatest success has been in establishing the practice on a firm basis in several of the larger cities of the west, he having built up by successful work large practices in Kansas City, Chicago and St. Louis.



But while much of his time has been spent away from the Kirksville institution, his experience has certainly been available, and his interest and business sagacity have been potent factors in the development of the School and Infirmary. At present, in association with Dr. H. T. Still he has charge of an office in St. Louis.

★

MISS JOSEPHINE DE FRANCE, B. S., D. O.




MISS JOSEPHINE DE FRANCE, a member of the clinical staff of this school, is a Pennsylvanian by birth and education. She holds the degree of B. S. from Grove City College, Grove City, Penn. She is one of those who became quickly interested in the science of Osteopathy; one month from the time at which she first heard the science explained, she left San Francisco, to enter this school at Kirksville. Completing the course in February, 1900, she has since the time of her graduation been retained as a regular member of the Infirmary staff.

It has always been the policy of the school to retain at least one Lady Osteopath. Miss de France enjoys the distinction of being a very successful practitioner.

GEO. M. LAUGHLIN, M. S. D., D. O.

GEO. M. LAUGHLIN, Dean of the American School of Osteopathy, was born in New London, Mo., in 1872. He received the foundation for his education in the public schools in Oskaloosa, Iowa, to which place his parents had removed, and later in Hiram, Ohio.



He attended Garfield University at Wichita, Kansas, for three years, and upon removing to Kirksville entered the State Normal, completing the four years' course and graduating in 1894.

Dr. Laughlin has had six years' experience in teaching, four years in New London, his native town, the last two years being Principal of the public schools.

He entered the American School of Osteopathy in 1898 and was graduated in 1900; was President of the class during the last term. This year the State Normal conferred the degree of M. S. D. upon Dr. Laughlin, in recognition of his presentation of an original thesis, and for his professional experience.

In addition to his duties as Dean of A. S. O., he has charge of the Journal of Osteopathy, and while either of these positions require rare business qualities, no one questions the ability of Dr. Laughlin to fill both with credit to the school which he represents.

★

A. G. HILDRETH, D. O.

ARTHUR G. HILDRETH, Demonstrator in Clinics, was born in 1863, and is a native of Adair county. His education was obtained in the city schools of Kirksville. Early in the history of Osteopathy his attention was attracted to the remarkable work done by Dr. Still, and when in 1892, a charter for a school was taken out, he enrolled as a student.

No one with the exception of Dr. Still's sons, has had so extensive and successful an experience in actual practice. While most of his time since graduation has been spent in connection with the school and infirmary at Kirksville, he has had large experience in the practice in Chicago and St. Louis.

The school considers itself fortunate in retaining at the head of its clinical department a man of the experience and success of Dr. Hildreth, and this qualification, when combined with a pleasing address and frankness of expression which is peculiar to the doctor, makes his department one of the most popular and valuable in the school.

Dr. Hildreth has had an extended experience in legislative work for the interests of Osteopathy, having been called upon by the legislatures of a number of states to explain the new science. He directed the fights for recognition in Missouri, Iowa, Ohio, Kentucky and Tennessee. In this capacity, he is the best known man in the profession.



CHAS. HAZZARD, PH. B., D. O.

DR. HAZZARD is a native of Peora, Illinois, and prepared for college in the high schools of that city, graduating with the class of 1890. He then took the Philosophical course in the Northwestern University, Evanston, Illinois, graduating in 1895 with the degree of Ph. B. While there he paid particular attention to the sciences, doing major work in Biology and Chemistry. The summer of 1895 was spent in the laboratory of the U. S. Fish commission at Wood's Hall, Mass., where he worked under the celebrated neurologist, Dr. Ira von Gieson, of Bellevue Medical College of New York City, learning his technique for the microscopical study of nerve tissue. He then returned to Northwestern University for post-graduate work in neurology, accepting the appointment of assistant in the zoological laboratory. About this time he became interested in Osteopathy, and entered the January class of 1896, of the A. S. O. He afterward spent one year as assistant to Dr. Harry Still in practice in Chicago. During the year 1897-8 he filled the chair of Normal and Pathological Histology in the American School of Osteopathy, equipping a complete laboratory for preparation and study in these lines. Toward the end of this year he was promoted to the chair of Principles of Osteopathy, which position he held until June, 1899, when he resigned to engage in the practice at Detroit, Michigan.



Dr. Hazzard has terminated a successful practice at Detroit, to again enter into the service of the parent school, A. S. O., as Professor of the Practice and Applied Therapeutics of Osteopathy, and of the Principles of Osteopathy.

He is a frequent contributor to the many current Osteopathic periodicals, both popular and scientific; author of "Principles of Osteopathy," which has an extensive sale, having now reached its third edition. It is the standard text in that subject in all the chief schools of Osteopathy in this country.

★

C. L. RIDER, D. O.

C. L. RIDER, Demonstrator in Anatomy, was born in 1865, at Clarence, Mo. After graduating from the high school of that city he entered the State Normal at Kirksville, from which he graduated in 1886. From the completion of his education till the fall of 1894 he was engaged in mercantile pursuits, but at this time, having been attracted to the new method of healing through the work done by Dr. Still and his sons, he entered the school, from which he graduated in 1897. During his course he specialized in Anatomy and proved so efficient in this line that on completing the course he was employed by the school as assistant in Anatomy. This position he held, with the exception of a few months in practice at Sherman, Texas, till February, 1900, when he was promoted to his present position as Demonstrator, which he has since filled with satisfaction to the trustees and to the school.



WM. R. LAUGHLIN, M. S., D. O.

DR. W. R. LAUGHLIN is a native of Missouri, and was born in 1868. After finishing his common school studies, at the age of sixteen, he entered Hiram College at Hiram, Ohio. He pursued his studies here for three years and after leaving Hiram entered Garfield University at Wichita, Kansas, where he remained two years, leaving there to enter the Christian University at Canton, Missouri, from which he graduated. He has had seven years' experience in teaching, four years in Kansas, two years as principal of the high school in Kirksville, Missouri, and one year as Professor of Science in Beaver College, Beaver, Pa., which position he resigned in order to take up the study of Osteopathy.



He graduated from the American School of Osteopathy in June, 1898, and since that time has been Professor of Descriptive Anatomy. In Sept. he will enter upon his third years' work in this school. He is the author of "Anatomy in a Nut-shell" which has had an extensive sale.

Dr. Laughlin at present is in Chicago doing some special work in dissection with Prof. Eckley, who is President of the Demonstrators' Association of Chicago.

★

E. N. CHESNEY, D. O.

ERNEST N. CHESNEY, Assistant Demonstrator of Anatomy, is a native of Illinois, and was born at Abingdon in 1862. His education was commenced in the ward schools of that city and completed at Hedding College where he finished a three year course in science. After leaving college he was engaged in business, acting as manager for a commercial house in Chicago, and later traveling for a firm in St. Louis. While in the employ of the latter, he was seized with a severe attack of rheumatism which incapacitated him for work. This misfortune was the medium of his acquaintance with the new science of healing, and the benefit in his case was so apparent while at the Infirmary in Kirksville that he became deeply interested in the system, with the result that he entered the school in September, 1898. The experience and business ability of Dr. Chesney make his services to the school especially valuable in the work which he has in charge.



★

C. W. PROCTOR, A. M., PH. D., D. O.

C. W. PROCTOR, Professor of Chemistry, is a native of Illinois and received his early education in the public schools of that state. His college training has been varied and extensive. The degrees of A. B., A. M., and Ph. D. were conferred from Alleghany

College, Pa., and were earned by five years' attendance, three years' work in private laboratories, and one year's study at the University of Berlin, Germany. Before entering upon his duties at the American School in 1887 he took a special course in physiological chemistry at Michigan University. Since his college course he has held the following positions:


Principal Collegiate Institute, Cameron, Missouri; Professor of Science, Washington College, Maryland; Professor of Science, State Normal School, Kirksville, Missouri.

The energy and ability of Dr. Proctor has developed his department to a high degree of efficiency, and the school justly recognizes in him a teacher of rare natural ability combined with an attractive personality. Dr. Proctor begins the fourth year in his present position.



★
G. D. HULETT, B. S., D. O.

G. D. HULETT, Assistant in Theory and Practice of Osteopathy, is a Kansan by birth and training, and was born at Edgerton in 1874. The common schools gave him the rudiments of an education until his matriculation at the State Agricultural College at Manhattan. Here he took the four years' course in Science, graduating with the degree of B. S., in June, 1898, and with the additional honor of being valedictorian of his class.



Being the fourth in a family of Osteopaths, his interest in the development of the science was most intense from the earliest organization of the school at Kirksville, and in the fall of 1898 he took up the study to which he has ever given the closest attention, having the special advantage of an intimate association with the "Old Doctor" throughout the entire course.

★
M. E. CLARK, D. O.

MARION EDWARD CLARK, Professor of Gynecology and Obstetrics, was born at Petersburg, Illinois, in 1874. His early life was spent in attending the common schools and later, the Petersburg High School from which he graduated at the age of eighteen. Immediately entering Shurtleff College, he prepared himself for the medical profession, but after fifteen months of study, became dissatisfied with medicine and came to Kirksville to enter the American School of Osteopathy, from which he graduated with the class of Feb., 1899.

As a student of the science he proved himself an apt scholar, winning first place in the two competitive tests in which he participated. Soon after he graduated he was employed by the school, and since, has specialized in his work in which he is today reckoned an authority. As a teacher, the testimony of those who have been under his instruction prove his value, while his enthusiasm in his work manifests his confidence in the ability of the science to vindicate itself in this special field.



JUDGE ANDREW ELLISON.

JUDGE ANDREW ELLISON, lecturer on Medical Jurisprudence and Legal adviser to the Trustees and Faculty of the A. S. O., was born in Monticello, Missouri, November 6, 1846, and is the son of Judge James Ellison, who in his day was one of the most profound lawyers and eminent jurists of this state. He was educated at Christian University at Canton, Mo., completing his studies at Christian Brothers College, St. Louis.




In preparing for the law his father's qualifications furnished him the very best of tutorship.

Siewart's History of the Bench and Bar of Missouri (1896) says of him: "It is a peculiarity of the Ellisons that they have the talent both of the lawyer and the judge, but in the last named field they are without superiors. Judge Andrew Ellison has the judicial faculty in an eminent degree. Of a strong and virile mind, impartial in all things, he is able to grasp and analyze all the points of a case, to the elucidation of its most involved and intricate details. A giant in stature and intellect, tall and handsome; magnificent head and strong features, his presence alone is expressive, even eloquent. He has that peculiar magnetic quality which interests at once, and when he speaks men always listen. He has sat on the same bench for twenty years continuously, and can doubtless continue to occupy the place as long as he lives, or as long as he wishes. For sixteen years Judge Ellison has acted as one of the Board of Regents of the State Normal School at Kirksville, and next to the law the cause of education is perhaps nearest to his heart. He takes a laudable pride in the number of law students who have read and studied their profession under him."

He was admitted to the bar in 1866, and the following year located in Kirksville, where with his brother, Judge James Ellison, now on the bench of the Kansas City Court of Appeals, he engaged in the practice of law. In December, 1876, he was elected Judge of the Second Judicial District, in which capacity he has served continuously for twenty two years, with singular ability and distinction. He retired from the bench by his own volition, to become identified with the faculty of the American School of Osteopathy. His services to this school and the science of Osteopathy have been most valuable.

★
F. P. YOUNG, A. B., M. D.

DR. F. P. YOUNG was born at Albion, Ind., in the high schools of which place he received his primary education. In 1885 he entered the Northern Ind. Normal School, which school he attended five years, graduating with the degrees of B. S. and A. B. In January, 1890, he matriculated in the Kentucky School of Medicine, Louisville, Ky., which was then the Medical Department of the University of Kentucky. He graduated with first honors of his class in June, 1893, and also received the appointment of resident physician to the Louisville City Hospital. In the fall of 1894 he left the Hospital to accept the position of Lecturer on and Demonstrator of Normal and Pathological Histology. After the session of 1895-6 he resigned this position to make a specialty of Surgery. Since that time Dr. Young went to New York where he took a special course in Surgery, doing work in a number of the large hospitals of that city. In September Dr. Young will take charge of his duties in this school as Professor of Pathology, Histology and Surgery.



FRED JULIUS FASSETT, A. B., D. O.

DR. FASSETT is a native of Vermont, this state being the first to legalize and regulate the practice of Osteopathy. After completing his preliminary education he entered Yale, from which institution he graduated in 1898 with high honors, receiving the degree of A. B. He entered the American School of Osteopathy the following September, graduating at the last commencement in June, 1900. His record here as a student, together with his educational qualifications, caused the Trustees to feel assured that he would be able to meet the requirements of the position of Professor of Physiology in a manner creditable to himself and satisfactory to the school. Dr. Fassett will devote his entire time to Physiology. The Trustees have realized for some time the necessity of having a graduate in Osteopathy at the head of every department; this being the case now in every department of the school with a single exception. At present Dr. Fassett is doing some post-graduate work at Harvard in Experimental Physiology, in which department the American School of Osteopathy has a complete laboratory.



WARREN HAMILTON.

WARREN HAMILTON, Secretary and Treasurer of the A. S. O., was born in Knox Co., Missouri, in 1869, came to Kirksville in 1883, where he attended the public schools, graduating from the High School in 1886. He afterwards attended the State Normal at Kirksville and taught school. He has held numerous responsible business positions, and is still associated with a number of business enterprises.



In 1892 the State Building and Loan Association was organized, and Mr. Hamilton was elected Director and Secretary and has been re-elected every year since. At present he is Director and Secretary of the Masonic Hall association and Kirksville Real Estate Co., besides being Secretary and Treasurer of the American School of Osteopathy, which last position now engages his entire time. Mr. Hamilton was admitted to the bar in 1896; he has been connected with the A. S. O. in his present capacity for the past three years. The large amount of business necessarily transacted by an institution of this size demands a man of thorough business qualifications to attend to it, which qualifications Mr. Hamilton has proven himself to possess.

ERNEST C. WHITE, M. D.

ERNEST C. WHITE, Instructor in Athletics, is a native of New York. He is not only well known as a college man but enjoys the distinction of being one of the best known college athletes in the United States. Dr. White has spent three years at Cornell University; while there he was coach of the foot ball team of that school. Later he graduated in the medical course at the Mo. State University at Columbia, at which place he was also coach. He was the champion amateur athlete of the United States during the years of '97 and '98. The American School of Osteopathy believes in keeping abreast to the times in college athletics, having 700 enthusiastic students, a number of whom always enjoy such recreation. Dr. White will take up the study of Osteopathy, beginning his course in Sept. at which time he will also take charge of the Football Team of the A. S. O.

The Journal of Osteopathy.

PUBLISHED MONTHLY UNDER THE AUSPICES
OF THE
AMERICAN SCHOOL OF OSTEOPATHY.
KIRKSVILLE, MISSOURI.

Subscription, . \$1.00 per year in advance.

Entered at the Post Office at Kirksville, Mo.,
as second class matter.

Every issue of THE JOURNAL OF OSTEOPATHY
with all its contents, is fully protected by copyright

THE next annual meeting of the A. A.
A. O., will be held in Kirksville, Mo.

HEREAFTER in October and March the
JOURNAL OF OSTEOPATHY will publish an
official list of the graduates of the A. S. O.
with their locations.

LATER on the A. S. O. will make an
announcement as to post-graduate work in
this institution. We expect to offer short
courses, ranging in time from six weeks
to five months for graduates of reputable
Osteopathic schools. There will be several
courses.

THE Alumni Association of the A. S. O.
met in Memorial Hall on the afternoon of
July 27th, and elected the following officers
for the ensuing year: Pres. A. L. McKenzie,
D. O., Kansas City Mo.; Vice-President,
E. E. Westfall, Mt. Pleasant, Iowa; Sec'y
and Treas., G. D. Hulett, D. O., Kirksville,
Mo.

WE have received an article from Cora
M. McDonald, of Colorado Springs, Colo.,
the subject of which is "South-western
Kansas a Climate for Pulmonary Disease."
The lack of space prevents our publishing
the full text. She states however, that
Kinsley, Kansas, with its dry, bracing air,
and altitude of twenty-four hundred feet,
has a climate that is beneficial for those
suffering from pulmonary disease.

WE take this occasion to commend the
work "Who is Who in Osteopathy," a

blue book of the profession. The book
will be edited by Daniel M. Carr, of St.
Louis, Mo., and will be a most valuable
aid to the Osteopath as well as an addition
to Osteopathic literature. He gets up the
work entirely upon his own responsibility
and every Osteopath should assist him to
make the book a success. Fill out the
blank he sends you and return it to him.

WE call your attention to the question
and answer department which we begin
with this issue. We expect to make this
department one of the most useful in the
JOURNAL. The questions must be from
graduates of reputable schools of Osteopathy.
They must be bonafide questions pertaining
to the Osteopathic diagnosis and treatment
of disease. We expect to draw the line
close between medicine and Osteopathy,
giving the limitations for Osteopathic
treatment. The questions will be answered
by members of the faculty who have had
the most experience in the treatment of
the particular condition called for. Send
the questions to the JOURNAL OF OSTEOPATHY.

THE new class that will enter the A. S.
O. September 1st, promises to be the largest
class in the history of the school. September
a year ago over two hundred new students
were enrolled, but the indications are that
this next September class will show a
considerable increase over the last. Already
quite a number have enrolled for the new
year.

A lying in hospital has been provided
by the A. S. O., for such cases as wish to
take advantage of it during confinement.
Cases of this kind are invited to come to
the hospital and remain until well enough
to be discharged. These cases will have
the care of a trained nurse and be under
the direction of Dr. C. E. Still and M. E.
Clark, and Miss Josephine deFrance.

Board, Osteopathic treatment and all
other necessary attention will be given
free of charge to this class of clinics.

State Organization of the Missouri Association for the Advancement of Osteopathy.

Quite an enthusiastic body of the Missouri Osteopathic physicians met in the reading room of the A. S. O., June 27th and 28th, for the purpose of perfecting a state organization. Said purpose was satisfactorily accomplished with a roll of forty-two members, and bids fair to become one of the strongest state organizations now in existence.

Before steps for permanent organization were taken, a number of short talks from members present, including Drs. Connor, Hildreth and McKenzie, on the needs and requirements of such an organization, were highly appreciated by all present.

ORGANIZATION.

With Dr. W. H. Eckert as temporary chairman, and Dr. Minnie Potter as temporary secretary, the following committees were appointed:

A committee of three to draft constitution and by-laws with instructions to report at the Thursday morning session.

A committee of five to nominate a set of officers for the ensuing year, with instructions to report at the close of the fifteen minutes recess which was then taken.

The report of committee on nominations as given below was adopted in its entirety:

President, Dr. W. H. Eckert, of St. Louis; First Vice President, Dr. A. L. McKenzie, of Kansas City; Second Vice President, Dr. H. U. Wenger, Fulton; Secretary, Dr. Minnie Potter, Memphis; Treasurer, Dr. Alice Heath Proctor, Kirksville.

The election of Board of Trustees was deferred until the report of committee on constitution be heard. Session adjourned to meet Thursday morning at 10:30.

THURSDAY MORNING SESSION.

Report of committee on constitution was read, each clause discussed separately.

CONSTITUTION.**ARTICLE I—Name.**

SEC. 1. The name of this Association shall be the "Missouri Association for the Advancement of Osteopathy."

ARTICLE II—Membership.

SEC. 1. Any graduate of a school of Osteopathy which has been recognized by this association, may, if practicing or residing in the State of Missouri, be received as a member of this Association.

SEC. 2. Those persons whose names have been presented at the meeting which adopts this constitution or at the meetings preliminary to it, shall be charter members, subject to the provisions herein contained.

SEC. 3. Dr. A. T. Still, the founder of the science of Osteopathy, shall be an honorary member, with all privileges of active membership.

SEC. 4. Any person eligible under Art. II, Sec. 1, may, upon application, be elected to membership in this association by the approval of a majority of the trustees; and upon payment of the required fees, becomes entitled to all the privileges of a member.

SEC. 5. The schools of Osteopathy recognized by this association shall be as follows: The American School of Osteopathy, Kirksville, Mo., and such other schools as shall be approved by a majority vote of the association at any regular meeting.

ARTICLE III—Meetings.

SEC. 1. The meetings of this association shall be held annually at such time and place as may be designated by the association at the preceding annual session; provided that if a meeting for any reason becomes impracticable on account of changed conditions, the trustees may change the time and place, and notify the members of said change. The trustees shall have power to call special meetings when the interests of Osteopathy in the state require such meetings.

SEC. 2. Eleven members shall constitute a quorum for the transaction of business, but a smaller number may meet for discussion and adjourn from time to time in order to secure a quorum.

ARTICLE IV—Officers.

SEC. 1. The officers shall be a President, two Vice-Presidents, a Secretary and a Treasurer, whose duties shall be such as usually devolve upon such officers.

SEC. 2. A Board of Trustees, consisting of seven members, of which the President and Secretary are members ex-officio, shall care for the general interests of the association; shall pass upon the qualifications for membership; shall make arrangements for meetings; shall audit the accounts of the Treasurer; and shall make a report at the annual meeting of the condition of the affairs of the association. Any vacancy in the Board of Trustees may be filled by the board until the next meeting of the association.

SEC. 3. Officers and trustees shall be elected annually by ballot, but shall hold office until their successors are elected.

ARTICLE V—Fees.

SEC. 1. The membership fee in this association shall be one dollar annually, payable in advance.

SEC. 2. The fees shall be paid to the Treasurer, who shall furnish the Secretary with a list of the names of the members who have paid. The Treasurer shall hold all funds of the Association subject to the order of the Association, or the Board of Trustees, signed by the President and Secretary of the Association.

SEC. 3. The Board of Trustees shall have power to levy an assessment on the members of this association in case of necessity when funds are needed for the interest of the profession.

ARTICLE VI—Amendments.

SEC. 1. This constitution may be amended at any regular meeting by a two-thirds vote of those present and voting.

BOARD OF TRUSTEES.

The Board of Trustees, elected for the ensuing year, are as follows, with the President and Secretary members ex-officio, as provided in the constitution in Art. 4, Sec. 2:

Dr. W. J. Conner, Kansas City; Dr. Cornelia Walker, Kansas City; Dr. E. P. Smith, St. Louis; Dr. T. M. King, Springfield, Dr. H. M. Cobb, McFall.

REMARKS.

Dr. N. A. Bolles, of the Bolles Institute of Osteopathy, of Denver, Colorado, made a few very complimentary remarks to the assembly by way of introduction and ex-

tended greetings from the Colorado Association of Osteopaths to the Missouri Association in a very pleasing manner, which were accepted by the Missouri Association on motion by Dr. Hildreth, in the wording here recorded:

"I move you that the Missouri Association for the Advancement of Osteopathy, now in session, accept with thanks the greeting extended them, through Dr. Bolles in person, from the Colorado Association of Osteopaths, with the request to Dr. Bolles that he return to the Colorado Association, our deep appreciation of their message, with congratulations upon the good pioneer work already done by the Colorado Osteopaths; and with the hope that their future may be crowned with even greater success to the still greater glory of our profession."

The subject of maintaining the present high standard of Osteopathy and the position the Missouri Association should take in this work was thoroughly discussed, and decision rendered that the Missouri Association use its united effort in maintaining this standard. As a result it was decided that the Association send the following to the A. A. A. O. assembly at Chattanooga, Tenn., as the expression of the Missouri Association as regards admitting to membership any school or practitioner not loyal to the science:

"The Missouri Association for the Advancement of Osteopathy now in session, desires to send to the National Association of the A. A. A. O. an earnest protest against any movement to admit as members of said Association, any graduate from or member of the National School of Osteopathy, at Kansas City, on account of the disrepute brought upon the profession by the President of said school as shown by the records of the circuit court in Kansas City."

The Secretary was instructed to send a copy of above to the A. A. A. O., also to include same in her report.

As there was no further business before the house, session adjourned to hold their next annual meeting in Kirksville the first day of commencement week of the A. S. O., 1901.

LIST OF MEMBERS.

Dr H U Wenger,	Dr May Hutchison
" A G Hildreth,	" R H Bodine
" A L McKenzie,	" W B Fellows,
" C E Still,	" Geo Laughlin
" W J Conner,	" W H Eckert,
" C T Kyle,	" H T Still,
" C W Proctor,	" H M Still,
" Minnie Potter,	" W F Traughber,
" Josephine DeFrance	" W R Laughlin,
" Alice Heath Proctor	" G D Hulett,
" M E Clark	" C L Rider
" Frances McFall,	" F J Fassett
" C P Smith,	" Chas Hazzard,
" A H Sippy,	" W J Smith
" T D Jones,	" J A Quintal,
" J O Hatton,	" H M Cobb,
" M B Harris,	" Ira W McRay
" Ella Hunt,	" F N Chesney,
" Elmer Campbell,	" J W Parker,
" Cornelia Walker,	" Fannie Foster,
" Irene Harwood,	" T M King,
	Mamie Foncannon.

ADDRESS OF PRESENT OFFICERS.

President, W. H. Eckert, Commercial Building, St. Louis.

First Vice-President, A. L. McKenzie, Brady Building, Kansas City.

Second Vice-President, H. U. Wenger, Fulton.

Secretary, Minnie Potter, Memphis.

Treasurer, Alice Heath Proctor, Kirksville.

IMPORTANT.

That all members of this association notify me of any change of location, also that all Osteopaths practicing in this state, whose names do not appear on the roll of membership, send in their names at once for registration.

DR. MINNIE POTTER,
Secretary M. A. A. O.

Personal Mention.

Dr. A. G. Hildreth spent two days of last week in Iowa Falls, Iowa.

Dr. M. E. Clark and wife are spending the summer at Pueblo, Col.

Dr. C. L. Rider has gone to Detroit, Mich., for several weeks stay.

Dr. Chas. E. Still has been visiting some

of the Osteopaths in Iowa during the past month. He returned July 22nd.

Dr. H. L. Conner of Baton Rouge, La., recently spent Sunday in Kirksville.

Dr. Norman Mattison, of New York City, is here visiting his brother.

Dr. P. M. Agee and wife of Lexington, Mo., were recent visitors at the Infirmary.

Dr. H. G. Kellogg, of Beatrice, Neb., is stopping a few days in Kirksville.

Dr. T. L. Ray and wife of Ft. Worth, Tex, recently visited the A. S. O.

Dr. C. W. Proctor is conducting a summer class in chemistry.

Dr. Roy Elmore of Evansville, Ind., recently visited the Infirmary.

Dr. G. P. Meeks and Miss Nellie Hamilton of the June class, 1900, were married July 7.

Miss Evelyn Underwood, D. O., of New York City, was a recent visitor at the Infirmary.

Homer V. Ewing, D. O., of the Feb. class, 1900, is quite sick at his home in Kirksville

H. W. Gamble and Miss Gertrude Bowman, both of the graduating class, were married June 28. They have located in Bloomfield, Neb.

Col. McKinley, receiver at the land office at Guthrie, Okla., recently brought his little son here for Dr. Still to examine. He is a cousin of the President.

Symptomatology and inorganic chemistry have been added to the examination for the Osteopaths. They report the examination more difficult than those held heretofore.

Miss Josephine de France, D. O., of the operating staff of the A. S. O., left July 22nd for her summer vacation. She goes to Chicago and then east on the lakes for a several weeks trip.

Miss Harriet Crawford who has been the efficient stenographer of the Sec'y. of the school for the past three years, recently resigned her position. Miss Bertie Deaven of Kansas City will take her place.

The following from Kirksville attended the Fourth Annual Meeting of the A. A. A.

O. held at Chattanooga, Tenn: Dr. C. E. Still and wife; Dr. A. G. Hildreth and wife; Warren Hamilton and wife; Drs. H. M. Still and G. M. Laughlin.

The following students and graduates of the A. S. O. took the Illinois state examination held at Chicago, Ill., July 11 and 12: Fred W. Gage, Mrs. Mary Wheeler, D. O.; Harrison Putnam, D. O.; J. H. Kellogg, D. O.; Arthur C. Proctor, D. O.; Lewis T. Curl, D. O.; W. Hartford, D. O.; Eli E. Brushart, D. O.; Ambrose E. Wyckoff; William A. Atkins; Mrs. Anna K. Meyer; Mrs. Anna K. Sherman; Mrs. Kate G. Williams, D. O.

Dr. E. R. Booth, a graduate in the June class, 1900, is assisting Dr. W. A. McConnell, Marion, Ind., during July and August. Dr. McConnell has not taken a vacation since he began his practice a year and a half ago, and wants a respite from his heavy work. While in the A. S. O., Dr. Booth enjoyed the distinction of being President of his class, President of the Executive Council, and class representative at commencement. He was principal of the Technical School of Cincinnati, O., ten years, and will return to that city about Sept. 1, to engage in the practice of Osteopathy.

The following graduates of the A. S. O. were here during commencement:

B. E. May, D. O., Crawfordsville, Ind.; Harry M. Vastine, D. O., Hanover, Ill.; A. L. McKenzie, D. O., Kansas City, Mo.; Geo. Fout, D. O., Ft. Madison, Iowa; Jerome Wirt, D. O., Bloomington, Ill.; J. A. Quintal, D. O., Unionville, Mo.; E. E. Westfall, D. O., Mt. Pleasant, Ia.; E. H. Beaven, D. O., Iowa Falls, Ia.; N. A. Bolles, D. O., Denver, Col.; H. W. Wenger, D. O., Fulton, Mo.; Nettie C. Turner, D. O., Philadelphia, Pa.; D. L. Conner, D. O., Phoenix, Ariz.; W. J. Conner, D. O., Kansas City, Mo.; Roy Bernard, D. O., Centerville, Iowa; Ed. Morris, D. O., Ottumwa, Iowa; Elizabeth J. Vernon, D. O., Pleasant Plain, Ia.; W. H. Eckert, D. O., St. Louis, Mo.; Miss Agnes McNeil, D. O., Monroe City, Mo.; Mrs. Ellen B. Ligon, D. O., Mobile, Ala.; J. I. Burris, D. O., Green City, Mo.; Miss Minnie Potter, D. O., Memphis, Mo.

There were about one hundred Osteopaths at the convention. Among others we noticed in attendance: Dr. H. E. Patterson and wife, Washington, D. C.; Dr. Harry Harris, Buffalo, N. Y.; Dr. C. E. Achorn and wife, Boston, Mass.; Dr. C. M. T. Hulett, Cleveland, Ohio; Dr. S. D. Barnes, Chicago, Ill.; Dr. M. F. Hulett, Columbus, Ohio; Dr. H. E. Nelson, Louisville, Ky.; Dr. S. S. Still, Des Moines, Ia.; Dr. J. R. Shackelford and wife, Nashville, Tenn.; Dr. H. W. Eckert, St. Louis, Mo.; Dr. F. W. Hannah and wife, Indianapolis, Ind.; Dr. J. S. Gaylord, Cave City, Ky.; Dr. Ellen B. Ligon, Mobile, Ala.; Dr. Nora Chapman, Mobile, Ala.; Dr. M. C. Hardin and wife, Atlanta, Ga.; Dr. Warren Davis, Milwaukee, Wis.; Dr. Irene Harwood, Kansas City, Mo.; Dr. H. R. Bynum, Memphis, Tenn.; Dr. W. L. Riggs, Des Moines, Iowa; Dr. W. F. Link, Knoxville, Tenn.; Dr. Bessie Duffield, Franklin, Tenn.; Dr. N. A. Bolles, Denver, Col.; Dr. J. H. Sullivan, Chicago, Ill.; Dr. G. T. Vance, Brownsville, Tenn.; Dr. John F. Spaunhurst and wife, Indianapolis, Ind.; Dr. Geo. F. Nason, Franklin, Ky.

Taking Drugs a Habit.

"And you don't give any medicine at all?"

"No."

"Never?"

"Certainly not, why should we?"

"Well, I don't see how you can cure heart disease without "digitalis" or "strychnine" or some such thing; and in dyspepsia, the stomach certainly needs help to digest the food, and in the spring everybody ought to "take something to purify the blood." I don't see how—

And of course she does not see at a glance and without thought the "how" of it all, for often the operator who has studied hard for twenty months and had a lot of practice, fails to understand just how much can be accomplished by simple, yet scientific manipulation.

It is a lamentable fact that the majority of those who are "ailing" have gotten so into the habit of using drugs, that whenever they do not feel just right, or have reason to fear they may not tomorrow (an

ounce of prevention) the first thing they think of is to "take something." Now this "something" may be a comparatively harmless herb that they always "keep in the house" as did their mother and grandmother, but it is just as liable to be some poisonous drug prescribed by an M. D., not for this particular occasion, but "once when I was sick."

Either of these medicines will doubtless set the patient's mind at rest on account of a consciousness of "duty well done", but with the vital functions the opposite condition will prevail, for these set to work, with more or less vigor, according to need, to eliminate the dangerous element from the system.

What can we do to satisfy the great majority that they do not need—certainly not often—*any* medicine in the form of drugs? How shall we prove to their take-things-for-granted minds some very patent, commonplace facts?

One would think it would require but small reasoning capacity to realize that whatever is taken into the stomach, unless it be of a character so poisonous as to eat its way, almost immediately through membrane and muscle, must pass by the same channels, and often go through the same processes as does the food before it enters the blood and can be assimilated by such organs as used that particular form of sustenance.

In case of disease of any organ or part of the body, what is there to prove that the blood, charged with this prescribed remedy, will not, in its round of circulation be carried equally to all the other organs and be taken up by them to their great detriment, until, since "what is meat for one is poison for another," they become diseased to a more alarming extent than has occurred in the ordinary course of nature? Under the most favorable circumstances, there is only the chance for a cure by this method, as all honest physicians acknowledge, and yet people are content to take a very big risk for a very little chance. This risk would be infinitely greater than it really is were it not that

the liver often takes good care that a substance labeled "dangerous" is passed at once into the receptacle for the refuse matter and with it carried completely out of the system.

It is true that there sometimes seems to be proof of phenomenal cures effected by drugs, when the real fact is that Nature, ever on the alert to discover and put to rout an enemy found within her domain, goes to work so earnestly to remove a certain medicine, that the surplus of energy generated and used for this purpose, rouses the diseased organ to increased action which suffices to dislodge the waste matter that has collected in such quantities as to impede circulation, and it is, so to speak, "flooded away;" thus it is true that the cure is effected by the medicine, though in a very different manner than is commonly supposed.

But, instead of this effect, it may chance that the load is too heavy for the team to pull, and then follows the natural result of the introduction of harmful matter into system. The patient has a run of fever, nervous prostration, inflammation of the stomach or bowels, or some one or more of the many diseases that eventually produce "heart failure."

As soon as a thinking public is satisfied to reason this subject instead of remaining for an indefinite time willing slaves to habit, the stimulation of nerves or muscles leading directly to the seat of need, without the round-about way necessary for medicine to take, cannot fail to recommend itself and find favor in their eyes, since, let alone its being a reasonable and scientific method of curing disease, it is far more "pleasant to take," and besides does away with the risk.

Up to date doctors, as fast as they dare, are countenancing some form of manipulation in connection with, or instead of medicine from their case. It thus may come to pass that even those who pin their faith to the "family physician," may, after a time, stand a chance of being saved from themselves.

L. S. MITCHELL, D. O.

NOTES ON THE FOURTH ANNUAL MEETING OF THE A. A. A. O. HELD AT CHATTANOOGA, TENN., July 5-7, 1900.

CHATTANOOGA, TENN., JULY 5, 1900.

Meeting called to order at 10 a. m. by Dr. A. L. Evans of Chattanooga.

Invocation by Dr. Bachman, pastor of Presbyterian Church of Chattanooga.

Dr. Evans then introduced A. S. Glover, Pres. of the Chamber of Commerce. After a few remarks, Mr. Glover introduced W. L. Friarson, who gave the address of welcome.

Response by Dr. F. W. Hannah, Pres. A. A. A. O.

Dr. Hildreth then asked for recognition and after appropriate remarks as to history and growth of Osteopathy presented to the A. A. A. O. a gavel containing eight pieces of wood of historic interest Osteopathically, a gift from Drs. A. G. Hildreth and C. E. Still.

Dr. Hannah accepted the gavel, and called on Dr. Wm. Hartford to respond on behalf of the Association.

Minutes of last meeting read.

Moved to adopt minutes as read. Carried.

Moved that minutes of each session be adopted at opening of succeeding session and that the minutes of the last session be adopted at close of last session. Carried.

Telegram read from Dr. S. D. Barnes of Chicago.

Report of Treasurer with remarks as to finances of Association.

Motion to adopt report.

Constitution quoted. Motion withdrawn.

Remarks by Dr. Hildreth concerning Official organ.

Report of Chairman of Trustees read by Secretary.

Remarks.

Suggested that officers retain their positions until close of meeting.

Moved that terms of present officers continue until close of meeting.

Remarks and discussion.

Motion carried.

Moved that all officers be elected at afternoon session, July 5.

Substitute motion offered that only Trustees be elected at that time.

Remarks.

Moved to lay on table. Carried.

List of members present read.

Telegram from E. P. Smith, D. O.

AFTERNOON SESSION, JULY 5.

Called to order at 2:00 p. m. by Pres.

Minutes of preceding session read. There being no objections, minutes stand as read.

Remarks as to disposal of papers read before assembly.

Paper on "Osteopathic Ethics" by Dr. C. E. Achorn.

Questions, remarks, and discussion participated in generally.

Moved that Association dispense with banquet. Carried.

Remarks as to moving headquarters to Lookout Inn.

Moved to adjourn. Carried.

MORNING SESSION, JULY 6.

Called to order by Pres at 9:45.

Minutes read. Moved to approve minutes as read. Carried.

Remarks as to papers read before Association.

Announcement that Dr. C. M. T. Hulett would make a statement concerning work of Associated Colleges.

Moved that a committee of three be appointed to confer with members of A. C. O. concerning applications of schools on file.

Moved to amend by changing number of committee to five and inserting clause that committee be appointed by chair.

Explanation of intent of motion made by C. M. T. Hulett on behalf of A. C. O.

Amendment carried. Original motion as amended carried.

Moved that committee be instructed to go over whole subject of relations between A. C. O. and A. A. A. O. and report to assembly before close of session any suggestions as to necessary actions.

Carried.

Remarks by Dr. Hildreth and presentation of letters to be read. Letters from Dr. E. W. Goetz to Mrs. LeRoy Kelley of Campbellstown, Ohio, read.

Moved that committee of three be appointed by chair to investigate immediately and report to meeting as to what should be done.

Remarks.

Moved to amend by making Com. consist of the two members on Grievance Com. when present with one other chosen by chair.

Amendment carried. Motion as amended carried.

Drs. A. L. Evans and J. R. Shackelford being members of Grievance Com. present, Dr. Wm. Hartford was appointed by chair to join them.

Moved that Dr. L. A. Liffing be added to Com.

Carried.

Amendments to Constitution read.

Moved that first amendment be adopted.

Moved to amend by making amendment read "A failure to pay dues in any year shall cut off membership," cutting out all other portions of amendment.

Remarks.

Moved to amend the amendment by adding the words, "It may however be regained by payment of back dues for one year and current dues."

Carried. Amendment carried. Original amendment as amended adopted.

Second amendment read. Moved to adopt amendment as read. Carried.

Letters of invitation for the meeting in 1901 read from Mayor of Milwaukee, and Secretary of Citizen's Business League of Milwaukee. Also from Sojourners' Club of Kirksville, Mayor of Kirksville, Pres. of Business League of Kirksville, Genl. Manager of Wabash Ry. and a letter from Dr. A. T. Still.

Remarks as to advantages of respective places.

Moved that next annual meeting be held in Kirksville. Carried.

Committee for conference with A. C. O. announced by chair as follows: H. E. Patterson, W. L. Riggs, H. E. Nelson, S. D. Barnes, and W. F. Link.

Report of Grievance Com.

Letters read concerning Dr. Geo. J. Eckert. Remarks.

Moved that Com. be instructed to make separate reports concerning the charges preferred against Drs. E. W. Goetz and Geo. J. Eckert, and that report be rendered in afternoon session. Carried.

Com. on resolutions appointed by chair as follows: Drs. Bolles, Spaunhurst, Ellen Ligon, Louise P. Crow, and Hazzard.

Adjourned till 2:30.

AFTERNOON SESSION, JULY 6.

Meeting called to order by Dr. Hildreth in absence of Pres. Hannah.

Minutes read and allowed to stand as read.

Remarks by Daniel M. Carr as to proposed Blue Book of Osteopathy.

Moved that it be the sense of the Association to approve the plan of a Blue Book as explained by Mr. Carr. Carried.

Moved that order of the day for choosing Official organ be passed.

Carried.

Nominations for President declared in order.

Nomination of Dr. C. M. T. Hulett by Dr. Davis.

Nomination of Dr. H. E. Patterson by Dr. Harry Harris.

Drs. H. E. Nelson, T. M. King, and J. H. Sullivan appointed as tellers.

Votes taken as follows: Patterson 8; Hulett 25; Hildreth 1.

Announcement of picture to be taken in afternoon.

Nominations for 1st Vice President.

Nomination of Dr. Alice Patterson by Dr. W. L. Riggs.

Moved to close polls and instruct Secretary to cast unanimous ballot for Mrs. Patterson. Carried.

Nominations for 2nd Vice President.

Nomination of Dr. S. D. Barnes by Dr. C. C. Reid.

Moved to close polls and to instruct secretary to cast unanimous ballot for Dr. Barnes.

Nominations for secretary.

Nomination of Miss Harwood by Dr. Louise P. Crow.

Moved to close polls and to instruct

president to cast unanimous ballot for Miss Harwood.

Nomination for Asst. Secretary.

Suggested that Miss Harwood make nomination.

Nomination of Dr. T. M. King by Miss Harwood.

Moved to close polls and instruct secretary to cast unanimous ballot for Dr. King.

Nomination for Treasurer.

Nomination of Dr. M. F. Hulett.

Moved to close polls and to instruct secretary to cast unanimous ballot for Dr. Hulett.

Nominations for Trustees.

Nomination of Dr. H. E. Nelson by Dr. S. S. Still.

Nomination of Dr. W. L. Riggs by Dr. Bolles.

Moved that as many nominations as desired be made and ballot taken, the three receiving the greatest number of votes to be declared Trustees. Carried.

Nomination of Dr. Nora Chapman by Dr. Bynum.

Nomination of Dr. H. E. Patterson by Dr. Hartford.

Vote taken as follows: Nelson 39; Riggs 33; Chapman 15; Patterson 30.

Report of Grievance Committee read in three sections, namely Declaration of Principles, and report on Dr. Geo. J. Eckert. Report on Dr. E. W. Goetz,

Report given in full below.

REPORT OF GRIEVANCE COMMITTEE.

1. Declaration of Policy.

WHEREAS, The present conditions necessitate a declaration of policy for the guidance of the Board of Trustees in dealing with members who may give instructions in Osteopathy in violation of the standard set by this Association:

THEREFORE, BE IT RESOLVED, That it is the sense of this Association that any member who undertakes to instruct persons in the practice of Osteopathy, with the view that the recipient of such instruction may become a practitioner of Osteopathy, be deemed unworthy of membership in this Association, and that due notice shall be given to such offender when charges will be heard, and upon proof of such charges, the member shall

be suspended, whether such member appears before the Grievance Committee or not.

PROVIDED, That the above shall not apply to members who may, without compensation, give information on Osteopathic points to students in regular and legitimate schools of Osteopathy, nor to teachers in such schools in giving instructions in their classes.

A. L. EVANS,
J. R. SHACKLEFORD,
WM. HARTFORD,
L. A. LIFFRING.

2. Report concerning E. W. Goetz.

We, your Grievance Committee, to whom has been referred charges of unprofessional conduct on the part of Dr. E. W. Goetz, Cincinnati, Ohio, in attempting to teach or in offering to teach Osteopathy in a manner contrary to the standard set by this Association, have found according to the evidence submitted and which is hereby appended, that the charges are true.

THEREFORE, Be it resolved. That Dr. E. W. Goetz be hereby suspended from and deprived of all rights and privileges in the A. A. A. O., pending a fuller investigation and decision upon the matter by the Board of Trustees.

A. L. EVANS,
J. R. SHACKLEFORD,
WM. HARTFORD,
L. A. LIFFRING.

Moved to adopt Declaration of Principles. Carried.

REPORT OF GRIEVANCE COMMITTEE.

3. Report concerning Dr. G. J. Eckert.

Your committee has examined the evidence in the matter of Dr. Geo. J. Eckert, Cleveland, Ohio, and recommend that it be referred for further evidence and testimony to the Board of Trustees with full power to act as the complete evidence may indicate.

A. L. EVANS,
J. R. SHACKLEFORD,
WM. HARTFORD,
L. A. LIFFRING.

Moved to adopt report concerning Dr. Geo. J. Eckert. Carried.

Moved to adopt report concerning Dr. E. W. Goetz. Carried.

Point of order raised that Association has no power to eject members.

Ruling by chair that a two-thirds vote could suspend a member.

Appeal from decision of chair.

Chair sustained.

Original motion carried.

Moved that Com. of one be appointed by chair to telegraph Dr. A. T. Still our greetings and our acceptance of his invitation to come to Kirksville for our next meeting. Carried.

Dr. J. H. Sullivan appointed.

Telegram sent as follows:

Dr. A. T. Still, Kirksville, Mo:—It is with great pleasure we assure you of our unfaltering loyalty and respect and of our intention of protecting our beloved science in its purity as given us by you the Original Osteopath.

We also wish to assure you of our grateful acceptance of your invitation extended to the A. A. A. O. to meet in Kirksville in 1901 and look forward to the occasion with great anticipation.

Moved to proceed with literary part of program. Carried.

Dr. Hazzard appointed Press Censor in absence of Dr. Link.

Paper by S. D. Barnes on "Relation of Osteopathy to the Law."

Short recess.

Meeting called to order.

Moved to have discussions of papers limited to three minutes. Carried.

General Discussion.

Moved to hear Dr. Hannah's paper first on program Saturday morning.

Carried.

Moved to adjourn until eight o'clock Saturday morning.

Carried.

EVENING SESSION.

The evening session consisted of addresses and papers interspersed with musical numbers provided by the Com. on arrangements.

There were short addresses by Dr. Hannah and Dr. Hildreth: a paper on "The Small Beginnings of Death" by Dr. Ellen Ligon; paper on "The Coming Physician" by Dr. Spaulhurst; and a paper by Mrs. Helen de Lendrecie.

MORNING SESSION, JULY 7.

Called to order by Pres. at 9:00 a. m.

Minutes read and approved.

Report of Trustees as Auditing Com. for Treasurer's report.

Moved to adopt report. Carried.

Moved to adopt Treasurer's report as read and audited by Trustees.

Moved that Secretary be paid \$15 for work during ensuing year.

Carried.

Report of Com. on Resolutions read.

REPORT COMMITTEE ON GENERAL RESOLUTIONS.

The American Association for the Advancement of Osteopathy in convention assembled desire to reiterate the sentiments in regard to Osteopathic education embodied in the resolutions enacted by it at its last annual meeting at Indianapolis, Ind.

I. The Association thanks the local committee of arrangements, the Chattanooga Osteopaths, the Tennessee State Association, and, in particular, Dr. A. L. Evans of Chattanooga, whose untiring efforts have perfected arrangements which have made possible one of the most successful and interesting meetings yet held.

II. The members express their cordial appreciation of the kindness of Mayor Wassman, his representative Mr. W. L. Frierson, the Chattanooga Chamber of Commerce, and the citizens of Chattanooga, in welcoming them to this city. The proverbial southern hospitality, unfailing courtesy and genuine friendliness so abundantly bestowed upon them can scarcely find expression in any words we can utter.

III. The kindly attitude of the public press, its manifest desire to correctly and fairly report our proceedings, and the liberal space granted us in the columns of the daily papers, we feel call for especial recognition and for most earnest thanks upon our part.

IV. The convention expresses the thanks of the Osteopathic profession to Senator Joseph B. Foraker of Ohio for his continued interest in its welfare and for his efforts in its behalf; to Mrs. M. A. Shoup of Carmi, Ill. for her interest, most

disinterestedly shown at Columbus, Ohio, in striving to gain legislative favor for the noblest profession existing today; to Drs. H. E. Nelson of Kentucky and M. C. Hardin of Georgia, sturdy sons of Osteopathy, for the unfaltering courage and the strenuous zeal displayed in a struggle against overwhelming odds. The local and legislative victories gained in their respective states have advanced the standards of our science far into a land of promise which we are going to conquer for our cause.

V. The renewed health and strength of Dr. Andrew T. Still and his continued labors for the science in the days of his old age, cause us, who have entered into the fruit of his labors, to rejoice. We express again our love for and loyalty to our honored founder.

VI. Mr. L. T. Dickinson of Chattanooga, by designing gratis, a souvenir of our sojourn in his city, puts the Association in his debt.

VII. The beautiful and historic gavel, by receipt of which the Association has been enriched, calls for our thanks to Drs. Chas. E. Still and Arthur G. Hildreth.

Moved that report be adopted. Carried.

Moved that Com. of three be appointed by chair to consist of incoming president and two others for the purpose of revising the Constitution:

Moreover that the constitution as revised shall be printed and a copy mailed to each member of Association three months before the next annual meeting, at which time it shall be voted upon. Carried.

Presentation to members of souvenir cards designed by Mr. Dickinson as a compliment to Association and offered as the gift of the Chattanooga Osteopaths.

Dr. C. E. Still called to chair.

Paper by Dr. F. W. Hannah on "How shall we educate?"

General discussion.

Moved to close discussion and to continue program. Carried.

Paper by Dr. C. E. Still on "Obstetrics."

Questions, remarks, and general discussion.

REPORT OF CONFERENCE COMMITTEE.

Your Committee appointed to confer

with the Associated Colleges of Osteopathy, begs leave to report;

That we have attended two meetings of the A. C. O. and have observed their mode of procedure in the matter of applications for membership in their body.

As far as we have been able observe, their requirements for admission and methods of examination of colleges, seem to be satisfactory.

By virtue of the close relations existing between the A. A. A. O. and the A. C. O., particularly relating to membership in our Association, we would recommend that a standing committee of three (3) be appointed by the President to meet with the A. C. O.

And we further recommend that the A. C. O. be requested to accord to the members of this Committee all the rights and privileges of membership on all questions pertaining to standard of requirements for membership in our Association.

HENRY E. PATTERSON, D. O. Chmn.
H. E. NELSON, D. O.
W. L. RIGGS, D. O.
S. D. BARNES, D. O.

Moved to adopt report. Carried.

Committee on Revision of the Constitution announced as follows:

Drs. C. M. T. Hulett, W. B. Davis, and W. F. Link.

Moved that Conference Com. be retained to meet with A. C. O. Carried.

Moved to take up question on official organ. Carried.

Proposition made by Dr. Bynum as to American Osteopath.

Moved that we accept Dr. Bynum's proposition as to publication of American Osteopath for ensuing year, making the quarterly magazine the official organ. Amendment offered to effect that list of all graduates should not appear in official organ, restricting the list to members of the Association. Carried.

Motion as amended carried.

Adjourned till 2:00 p. m.

AFTERNOON SESSION.

Meeting called to order. Minutes read and approved.

Moved that all papers prepared for program be turned over to Dr. Bynum for

publication in American Osteopath. Carried.

Resolution read as follows:

RESOLVED, That it is the sense of this meeting that any practitioner, who advertises anyone as assistant in his practice who has not graduated from a reputable school of Osteopathy, is not working to the best interest of the science of Osteopathy, and hence, such action is condemned as it gives the public a wrong impression as to the qualifications necessary to the practice of Osteopathy.

IT IS FURTHER RESOLVED, That such member be deemed unworthy of membership in the Association.

Moved to adopt resolutions as read. Carried.

Permanent Committee to work in conjunction with A. C. O. appointed as follows: Drs. W. L. Riggs, H. E. Nelson, and H. E. Patterson.

Paper by M. F. Hulett concerning legal situation in Ohio.

Remarks by Mrs. M. A. Shoup on work in Legislature in Ohio the past winter.

Announcement of Trustees meeting at Read Hotel at seven o'clock.

Dr. Spaunhurst called to chair.

Paper by Dr. Nelson on situation in Kentucky.

Remarks by Dr. Bolles on situation in Colorado.

Paper by Dr. Louise P. Crow on "Gynecology."

Remarks, questions, and general discussion.

Moved to hear Dr. Hildreth's paper. Carried.

Paper read on "Importance of a correct anatomical position of the ribs."

General discussion of paper.

Moved that Association express regret at not being able to hear remaining papers and ask that they be handed to editor of official organ. Carried.

Drs. Hildreth and C. E. Still asked to escort new president to chair.

Remarks by Pres. Hulett.

All officers requested to go to platform. Suggested to close by singing "God be with you till we meet again."

Remarks and suggestions. Minutes read and approved. Adjourned.

MISS IRENE HARWOOD, Sec'y.

Illinois State Examination.

Following are the questions used in the Illinois State Examination held at Chicago July 11th and 12th. In the personal column can be found the names of those from the A. S. O., who took the examination. These questions will give those who are contemplating taking the Illinois examination a general idea of its character. We give the questions in anatomy for both the M. D.'s and the Osteopaths; all the other questions were for the Osteopaths.

ANATOMY FOR OSTEOPATHS.

1. Give the number of bones in the entire skeleton?
2. Describe the base of the skull?
3. Give relations and name, origin and insertion of Gastrocnemius?
4. Describe the Femur, and name muscles attached to great trochanter?
5. Describe articulation of the wrist joint?
6. Describe the anterior triangle space of the neck?
7. Name branches of the axillary artery?
8. Describe the distribution of the pneumogastric nerve?
9. Name lymphatic glands of pelvis?
10. Name the fissures and lobes of the brain?

HYGIENE.

1. What is the minimum proportion in cubic feet for a school room accommodating 40 children?
2. How may milk become contaminated?
3. Describe the method of disinfecting a sick-room following any of the contagious diseases.
4. What are the principles of sanitary plumbing?
5. What sanitary precaution should be taken when typhoid fever is prevalent in a village?
6. How do you determine the presence of marsh gas?
7. When is water from a stream unfit to drink?
8. What condition for the development of Malaria?
9. What are the principles for ventilating a hospital ward?

10. What are the dangers of ground air?

CHEMISTRY.

1. What do you understand by an inorganic chemical compound?
2. What by an oxide?
3. What by chemical affinity?
4. Name as many important things as you can that are conductive to chemical action?
5. What is the chemical composition and name of ordinary sand?
6. Give concise definition of digestion?
7. What part does the bile fulfill in the digestive process?
8. What the saliva?
9. What are the principal uses of fat in the body?
10. From physiological standpoint briefly discuss absorption?

HISTOLOGY AND PATHOLOGY.

1. What tissue is most widely distributed in the human body?
2. Name the histological elements of the blood. Describe them.
3. Give the minute anatomy of the kidney?
4. Give the histological structure of an artery?
5. Give the histological structure of bone?
6. Name six tumors which develop from the middle embryonal layer?
7. What is necrosis?
8. Give the histological structure of carcinomata?
9. What is the morbid anatomy of cirrhosis of the liver?
10. What is the pathology of acute anterior polio-myelitis?

SYMPTOMATOLOGY.

1. What are the symptoms of chronic gastritis?
2. Of chronic interstitial nephritis?
3. What the principal symptoms of exophthalmic goitre?
4. Give general symptoms of dislocation of shoulder?
5. Give symptoms of occlusion of the bowels?
6. How would you differentiate a reflex paralysis from one due to brain lesion?

7. What are the symptoms of morbus coxaris?

8. Differentiate a dropsy resulting from kidney lesion from one resulting from heart disease?

9. Give symptom of callos fracture?
10. Differentiate between a dislocation of hip joint and a fracture of great trochanter?

PHYSIOLOGY.


1. What is the function of respiration; describe the process by which it is accomplished?
2. What do you understand by the term nutrition, and what processes are comprised under it?
3. State the cause of the first and second sounds of the heart?
4. What are the functions of the red blood corpuscles, and their relative number to white ones?
5. What is the approximate amount of urea excreted daily by an adult in health?
6. What are the functions of the blood vessels?
7. Explain how the normal cardiac sounds are produced?
8. Give principle function of the cerebellum?
9. Describe the phenomena of urinary secretion and excretion?
10. Explain the physiological circuit, essential, to a reflex action and cite an instance?

ANATOMY FOR M. D.'S.

1. Describe Poupart's lig't. naming the outward relations, and uses as a surgical guide?
2. Locate and describe the pancreas?
3. Describe the Eustachian tube?
4. Describe Diaphragm, its physical opening and nerve supply?
5. Name principle lobes of brain and fissures dividing same?
6. Name ganglion connected with 5th cranial nerve?
7. Describe Inguinal canal?
8. Give anatomical dissection of bronchial tubes?
9. Name branches of subclavian artery?
10. What artery supplies the bladder of the male, and of what are they branches?

The American School of Osteopathy

KIRKSVILLE MISSOURI



DR. D. D. PALMER - FOUNDER

To whom this may come, Greeting,

Be it known that **Furrest Giles Webber** having completed the required study and attended the full course of Lectures and Demonstrations, and having passed satisfactory examinations in all branches of learning taught in this School, is hereby admitted to the Degree of **DOCTOR OF OSTEOPATHY**

In Testimony Whereof, the Board of Trustees of the American School of Osteopathy have issued this Diploma by virtue of the authority granted to them by the State of Missouri.

Given at Kirksville, Mo. this twenty eighth day of June 1900.

A. J. Stone
President

C. G. Bell
D.D.

A. H. Miller
D.D.

A. S. Mitchell
D.D.

Q. R. Lee
D.D.

W. C. Clark
D.D.



W. R. B. B.

W. C. Roughton
M.D. D.O.

Wm. Jackson ex. marsh

John B. Galt, Jr. Secy

J. de Graeve D.D.

A. J. Stone
President
American School of Osteopathy

FAC SIMILE OF DIPLOMA ISSUED BY THE AMERICAN SCHOOL OF OSTEOPATHY.

Question and Answer Department.

Question.—If the sympathetic governs blood supply to the intestine, and an increased blood supply promotes peristalsis, how do you account for the fact that *inhibition* in the splanchnic area is usually effective in diarrhoea, and *stimulation* in constipation?

Answer.—Blood supply is not the only consideration in peristalsis. Motor and secretory nerve integrity, through Auerbachs and Meissner's plexuses, are primary factors in the case. While in diarrhoea, inhibition may increase the quantity and retard the velocity of the blood in the intestinal walls, the secretory and motor functions may be inhibited, the ultimate result being lesser peristalsis. But bear in mind that *stimulation* and *inhibition* are only relative terms when used in the Osteopathic sense. In most cases we only affect centers which respond with a normal impulse to the part. We believe that in practice little effect can be had on the body in stimulation or inhibition as such. What we do is to relieve anatomical structures from abnormal positions, and nature takes care that the part involved is stimulated or inhibited as the case may require.

Question.—Would you advise vapor baths as an aid to Osteopathic treatment of rheumatism?

Answer.—No. While the baths may be beneficial in remote cases, experience shows little in their favor as a remedial agency. The Osteopathic objection to their use is that the radical opening of pores and softening of tissues which result, inclines to increased susceptibility to drafts, weather changes, etc., thus necessitating the substitution of artificial for natural protection. Keep the body self-protective.

Question.—What success does Osteopathic treatment have with sunstroke?

Answer.—A few cases are reported in which the results were highly satisfactory. The circulation to the head seems to be

the chief trouble and a lesion in the neck was found in these cases. Treatment resulted in almost immediate relief and in a day or two the parties affected were at work.

Question.—How are malarial conditions overcome?

Answer.—In malaria the spleen and liver are chiefly involved. The innervation and nerve supply of these organs and the kidneys should receive the chief attention. The lesions may be in lower dorsal or in ribs over liver or in spleen. Cases of long standing and extreme debility yield to treatment.

Question.—When applied to vertebral and costo-vertebral lesions is the rule, no tenderness no lesion infallible?


Answer.—No.

Question.—Would you ever recommend a gargle for acute tonsilitis or kindred troubles, if so what?

Answer.—In the Osteopathic treatment of this kind of disorders no gurgle is necessary, they have no curative value. However, the throat must be kept clean; if there is an accumulation of any kind in the throat it should be removed and the throat cleansed with warm water. The cause of a congested throat is found in some lesion in the cervical vertebrae or hyoid bone. The hyoid bone in tonsilitis is frequently found to be elevated on the side most affected, caused by contracted muscles. A few treatments directed to correcting these abnormal conditions should relieve any case of throat trouble.

Question.—From experience what method has proven to be best for rolling back the upper eyelid?

Answer.—In treating the upper eyelid it is not necessary to roll it back. Simply raise the lid with one hand and place it between the thumb and finger of the other and the necessary treatment for the lid can be applied. If vaseline is used on the fingers the irritation will be lessened.



BUSINESS OFFICE OF THE JOURNAL OF OSTEOPATHY.

Osteopathy in Kansas City.

A. L. MCKENZIE, D. O. } Graduates of A. T. Still's American
Mrs. GENEVRA I. GREEN, D. O. } Sch. of Osteopathy, Kirksville, Mo.
OFFICE HOURS: 9 a. m. to 5 p. m.

Take the elevator at 1116 Main Street to rooms 14, 14½ and 15 Brady Building.
Office Telephone, "Union 120."

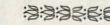
...Anderson Institute of Osteopathy...

Fourth Floor—Lovett Block,
ANDERSON, INDIANA.

DR. F. L. TRACY,

(Graduate of American School of Osteopathy, under Dr. A. T. Still, the founder.)

Office Hours—9 to 12 and 1 to 4.



We invite investigation.

BRIDGEPORT INFIRMARY OF OSTEOPATHY.

ARTHUR H. PAUL, D. O.,

(Graduate of the American School of Osteopathy),

467 STATE STREET,

BRIDGEPORT, CONNECTICUT.

OFFICE HOURS:—Monday, Tuesday, } 9 12 A. M.
Thursday, Friday, } 2- 4 P. M.
Wednesday, 9-12 A. M.

EFFIE SISSON, D. O., CARL P. McCONNELL, M. D., D. O.,

ERNEST SISSON, D. O.

Graduates American School of Osteopathy,

Kirksville, Missouri,

✕—HAVE OPENED OFFICES—✕

—FOR THE—

PRACTICE OF OSTEOPATHY

—AT—

OAKLAND, CAL. and SAN FRANCISCO, CAL.

THE

A. T. STILL INFIRMARY

At Kirksville, Mo.

CURES BY THE

SCIENCE OF OSTEOPATHY

ALL DISEASES WHICH ARE KNOWN AS CURABLE.

DR. A. T. STILL, founder of the Science of Osteopathy, has associated with him, in his infirmiry organization, the oldest and most successful practitioners and exponents of the science, selected with special reference to their fitness for the work of practically demonstrating the principles of Osteopathy and occupying positions as teachers and lecturers in the American School of Osteopathy. All are regular graduates of this school.

The students in the school are not permitted to even assist in treating the infirmiry patients. All the work is done by regular operators.

The examining previous to treatment is conducted by Dr. Still's son, assisted by the operators. After examination the patient is assigned to the rooms in which he or she will receive treatment, and placed under the care of an Osteopath best suited to the case.

As yet no hospital or sanitarium has been provided in connection with the Infirmiry. Patients are cared for in hotels, boarding houses and private residences within easy reach. Charges for board and room in private residences are from \$3 to \$6 per week; in hotel from \$5 to \$10 per week.

The fees for treatment at the Infirmiry are \$25 per month. Where patients are unable to come to the Infirmiry for treatment, an extra charge of \$1 to \$2 per visit is added.

A representative of the Infirmiry meets all trains, day and night, to help all patients who may need assistance and see that they are properly cared for.

Address all letters of inquiry to

A. T. STILL INFIRMARY,

KIRKSVILLE, MISSOURI.

Englewood Infirmiry.

JULIEN HOTEL, Rooms 14-16-18-20-22, same floor as Dining Room.
COR, 63RD ST. AND STEWART AVE., CHICAGO, ILL.

ALBERT FISHER, Sr., D. O.

Graduate American School of Osteopathy.

The hotel management will make special rates to patients wishing to board and room where they can be under my constant care.

H. T. STILL, D. O. H. M. STILL, D. O.

OSTEOPATHS

• • •

In the Commercial Building, Room 407, Cor. 6th & Olive,
ST. LOUIS, MO.

CONSULTATION FREE.

Swinging or Suspension Device

In our next issue a full explanation of the swing and directions how to use it will be given by Dr. A. T. Still.

THIS DEVICE was gotten up by DR. A. T. STILL for the purpose of making work in treatment easier on the Operator, also treatment given in the swing is more effective. It is now used in every room in the Infirmiry. This device will be sent, express prepaid on receipt of \$3.50. Order from the

JOURNAL OF OSTEOPATHY.

An Instrument for Replacing the Uterus.

The set consists of two instruments, one large and one small size. The price is two dollars a set. The instruments were patented by Dr. A. T. Still. Dr. Harry Still says: "I use them almost daily in my practice." Address orders to Warren Hamilton, Sec'y A. S. O., Kirksville, Mo.

D. L. Conner, D. O.

D. L. Conner, D. O., Graduate of the American School of Osteopathy, Kirksville, Mo. will open an office at FLAGSTAFF, ARIZ., during the Summer Season, from June 10th to September 1st.

Permanent office at PHOENIX, ARIZ.,
14 North Second Ave.

W. J. Conner, —OSTEOPATHIST,—

Formerly Operator in the A. T. Still Infirmary, Kirksville, Mo.

HOURS: { 9 to 12
1 to 4

204 New York Life Building,
Kansas City, Missouri.

CONNER INSTITUTE OF OSTEOPATHY,

C. H. CONNER, PRESIDENT,

MISS MARY A. CONNER, Wm. B. LINVILLE,
Graduates American School of Osteopathy, Kirksville Mo.
Hours: 9 to 4, Sunday Excepted Branch Office: Middleton, O.

CINCINNATI, OHIO.

OSTEOPATHY IN DENVER

N. Alden Bolles, D. O.; Mrs. Nettie H. Bolles, D. O.

Graduates A. S. O.
BOLLES INSTITUTE OF OSTEOPATHY.


Member Associated Colleges of Osteopathy.
Established 1895. Chartered for teaching and practicing Osteopathy.
No. 832 East Colfax Avenue, Denver, Colorado.

RYON & WOODS,
Willard E. Ryon, D.O. Albert Woods, D.O.
OSTEOPATHS,
403 N. Tenth Street,
COLORADO SPRINGS, COLO.

Graduates American School of Osteopathy, Kirksville Missouri.
MRS. CORNELIA A. WALKER,
IRENE HARWOOD,
OSTEOPATHISTS,
306-7-8-9 N. Y. Life Bld'g.,
Kansas City, Mo.

MRS. EMMA BRUNER NUGENT, D. O.
Graduate A. S. O.,
—Will Locate at—
LA FAYETTE, INDIANA,
AFTER JULY 1ST, 1900.

V. H. GREENWOOD, D. O.
Graduate A. S. O.
OFFICE—Manufacturers Bank Building,
LEAVENWORTH, KAN.



BAUGHMAN'S
Adjustable Chin Support.
Prevents mouth breathing so often found with children, convalescing patients and old people. Prevents snoring, laryngitis, and catarrh.
For descriptive circular enclosed stamp and address
J. S. BAUGHMAN, D. O.
No. 523 Division St., Burlington, Ia.

SULLIVAN CHICAGO INFIRMARY.

Masonic = 504 = Temple.

JOSEPH. SULLIVAN, D. O., Registered,

MARY E. KELLEY, D. O., Registered.

All Work done by appointment.

Office Established 1894.

J. O. HATTON, D. O.,

Graduate A. S. O Class of '92.

MISSOURI INSTITUTE OF OSTEOPATHY
St. Louis, - - - Missouri.

Consultation free.
Competent lady assistant.

We treat all classes of diseases without the use of drugs.

—OFFICE—
413, 414, 415, 416
Odd Fellow's Building

H. F. ILGENFRITZ, D. O.

GERTRUDE ILGENFRITZ, D. O.
In charge of Ladies' Department

CLAY CENTER INFIRMARY OF OSTEOPATHY.

N. B. Two years successful practice in Clay Center.
Write for Osteopathic Literature.

Clay Center, Kan.

H. E. BAILEY, D. O., Graduate A. S. O.
Kirksville, Mo.
Suit 456 Century Building,
ST. LOUIS, MO.
HOURS: 8:30 a. m. to 12:30 p. m.
1:30 p. m. to 4:30 p. m.

D. R. MAURICE B. HARRIS, OSTEOPATHIST.
Graduate of Dr. Still's American School of Osteopathy, Kirksville, Mo.
403 Chemical Building, 8th and Olive Streets,
ST. LOUIS, MO.
Office Hours—9 to 12 a. m. and 2 to 4 p. m., except Sundays. Saturdays, 9 to 12 a. m.

DR. J. W. PARKER, Graduate A. S. O.
—OSTEOPATH—
OFFICE: 430-431-432-433, New Ridge Bldg.
Private Sanitarium for invalids, with trained nurses and all modern conveniences
Kansas City, - - - Missouri.

E. RNEST P. SMITH, D. O., Graduate A. S. O.
June, '97.
Suite 307 Mermod & Jaccard Bldg.
ST. LOUIS, MO.
Hours: 9 to 4.
Osteopathic literature upon application.

H. E. NELSON, D. O. Graduate A. S. O.
OSTEOPATH,
Office Hours: 210 W. St. Cathrine St.
Except Thurs. & Sun., Louisville, Ky
9-12 a. m., 2-4 p. m.

B. UCKMASTER & BUCKMASTER, Graduates A. S. O.
OSTEOPATHISTS
448 East Main Street,
FRANKFORT, KY.
Consultation and Examination Free.
No Knife; No Drugs. Branch Offices
Lawrenceburg and Versailles

GEO. F. BURTON, Graduate A. S. O.
508 Frost Building, Cor. Second and Broadway,
LOS ANGELES, CALIFORNIA.
Office Hours—9 to 12 A. M.; 2 to 5 P. M.
Residence, 1038 West 17th Street.

G. W. HUBBARD, D. O. Graduate Bolles Institute.
MRS. BIRDIE LA NIER GAYLE, D. O. Graduate A. S. O.
Office, 1st National Bank Building.
Will Locate at
WACO, TEXAS,
After July 1, 1900.

PROFESSIONAL CARDS.

W. H. ECKERT, OSTEOPATHIST.

SUCCESSOR TO DR. A. G. HILDRETH.

Commercial Building, S. E. Corner Olive and Sixth Streets.

ST. LOUIS, MO.

Office Hours— 8:30 a. m. to 12 m. 1 p. m. to 4 p. m.

...DR. WILLIAM A. McCONNELL... OSTEOPATHIST.

305, 306, 307 Iroquois Building,

INDIANA.

MARION,

OFFICE HOURS—9 to 12 and 1:30 to 4. Sundays excepted.

DR. JENNESS D. WHEELER, DR. GILMAN A. WHEELER, OSTEOPATHISTS. (Graduates of American School, under Founder of the science.) 405 MARLBOROUGH STREET, BOSTON.

Hours: Mon. Tues. Thu. Fri., 9-12 and 1-4 Wed. & Sat. 9-12 REGISTERED PHYSICIANS. Back Bay Telephone Connections.

F. H. WILLIAMS, D. O., MRS. F. H. WILLIAMS, D. O..

110 Allegan St., West,

LANSING, - - MICHIGAN.

Hours 9-12-2-5. Evenings by appointment. Consultation free. Bell Telephone 150.

Nervous, Spinal and Chronic Diseases a Specialty.

M. E. DONOHUE, D. O.,

Graduate of the American School of Osteopathy, Kirksville, Mo.....

604 Paxton Block. Telephone 1367.

OMAHA, NEB.

M. E. ILGENFRITZ, D. O. Graduates American School of Osteopathy. MRS. R. ILGENFRITZ, D.O.

BENTON HARBOR AND ST. JOE, MICH.

Consultation Free

H. B. SULLIVAN, D. O. CHARLES HAZZARD, Ph. B., D. O.

Valpey Building, 213 Woodward Avenue,

DETROIT, : MICHIGAN.

HERBERT BERNARD, Graduate A. S. O. OSTEOPATHIST,

Suite 504 Ferguson Bldg, 232 Woodward Ave.

DETROIT, MICH.

Established 1897.

JOHNSON INSTITUTE OF OSTEOPATHY.

OMAHA, NEB.

Gid E. Johnson, Manager. Mrs. Alice Johnson, D. O., Graduate A. S. O., Kirksville, Mo. Suite 515, New York Life Building.

O STEOPATHY AT MACKINAC AND PETOSKEY

For the Summer Season, June 15 to Oct. 15 S. R. LANDES D. O., graduate American School of Osteopathy, and formerly of the Operating Staff of the A. T. Still Infirmary, with assistants. Permanant office at Grand Rapids, Mich. Osteopathic literature on application.

T. E. TURNER, D. O.

(Graduate of the American School of Osteopathy),

THE TURNER INFIRMARY OF OSTEOPATHY PHILADELPHIA, PENN. 1715 N. Broad Street, OFFICE HOURS—9 to 12, 2 to 6. Telephone 2-29-30 D.

NETTIE C. TURNER, D. O.

Osteopathy in Rochester, N. Y.

628 and 630 GRANITE BUILDING.

CHARLES M. COB, OSTEOPATHIST.

Graduate of American School of Osteopathy, Kirksville, Mo.

W. E. GREENE, D. O., Graduate A. S. O. OFFICE: TROY, NEW YORK, Wed. and SAT., at 2167, 5th Ave. OFFICE: SARATOGA, N. Y., Tues. and Fri. at 64 Phila. St. Res. and Office, No. 11 Bacon St., GLENS FALLS, N. Y.,

EDWARD B. UNDERWOOD, Graduate A. S. O.

Steele Memorial Bldg.

Elmira, - New York,

EVELYN K. UNDERWOOD, D. O. Room 1231, Presbyterian Building, 156 Fifth Ave., Corner 20th Street... NEW YORK CITY, N. Y. HOURS—Mon., Wed., Thurs., Sat., 9 to 12. Tues., Fri., 9 to 4.

WALTER W. STEEL, D. O., Graduates HARRY M. HARRIS, D.O., A. S. O. Buffalo, N. Y. Everyday excepting Wednesday and Sunday 356 Ellicott Square. Summer Season 1899 Niagara Falls, N. Y.

ALBERT FISHER, OSTEOPATH. Syracuse, N. Y., 510-514. Anondaga Savings Bank Bldg. Examinations by appointment.

C. M. TURNER HULETT, D. O., NELL MARSHALL GIDDINGS, D. O. Graduate American School of Osteopathy, Kirksville, Mo. 1208 New England Building, Euclid Avenue, CLEVELAND, OHIO.

Geo. J. Helmer, D. O., Manager. John N. Helmer, D. O., Sec'y. and Treas. Chas. C. Helmer, Ass't. Manager

The Geo. J. Helmer Infirmary of Osteopathy,

136 Madison Ave. (cor. 31st street), NEW YORK CITY.

Graduates of American School of Osteopathy Kirksville, Mo. Infirmary closed on Weds. and Suns. OFFICE HOURS | Mon. and Fri., 9 a. m. to 1 p. m., and 2 to 6 p. m. Tues. and Thurs. 9 a. m. to 1 p. m. and 2 to 4 p. m. Sat. 8:30 a. m. to 1 p. m.

W. M. M. SMILEY, OSTEOPATHIST. Graduate 608 Madison Ave., Albany, N. Y. American School of Osteopathy, Kirksville, Mo. Office Hours, 9 a. m. to 4 p. m.

LIDA K. ROZELLE, OSTEOPATHIST, Graduate of American School of Osteopathy. 170 North Main Street. CONCORD, - NEW HAMPSHIRE.

BOSTON INSTITUTE OF OSTEOPATHY.

178-180 Huntington Avenue, BOSTON, MASS.

Members of Associated Colleges of Osteopathy and American Association of Osteopathy Most extensive and best equipped offices in the East.

C. E. ACHORN, D. O., President. S. A. ELLIS, D. O., Vice-Pres. HORTON FAY UNDERWOOD, D. O. MRS. ADA A. ACHORN, D. O., Secy Correspondence Solicited. Send for a copy of "Boston Osteopath."

Graduate American School of Osteopathy, Kirksville, Missouri. Dr. Peter J. Fitzharris, OSTEOPATH. 695 Franklin Ave. Near Prospect Pl. BROOKLYN. 9 to 12 a. m., 1 to 6 p. m. Sundays excepted. Special hours by appointment.

NORMAN D. MATTISON, D. O. 200 West 57th Street., Opp. Carnegie Hall. NEW YORK CITY.

PROFESSIONAL CARDS.

VIII

CHAS. H. WHITCOMB, D. O.,
Graduates of the American School of Osteopathy.

MRS. CHAS. H. WHITCOMB, D. O.

THE CHAS. H. WHITCOMB INFIRMARY OF OSTEOPATHY,
392 Clinton Avenue (N. W. Corner Greene Avenue.)
BROOKLYN, NEW YORK

HOURS: Monday, Tuesday, Thursday and Friday, 9 to 12 and 2 to 4. Saturday 9 to 12.

CLEVELAND'S PIONEER OSTEOPATH,
THERESE CLUETT, D. O.,
OFFICE SAVINGS and Trust Bldg. No. 44 Euclid Ave. CLEVELAND, OHIO.
OFFICE HOURS: 9 to 12 a m } Standard.
2 to 4 p m }
Yours truly,
THERESE CLUETT, D. O.

M. F. HULETT, D. O.,
Formerly of the Staff of Operators,
A. T. Still Infirmary.
Diplomate A. S. O.
ADELAIDE S. HULETT, D. O.,
Diplomate American School of
Osteopathy.
THE RUGGERY, Columbus, Ohio
20 East Gay St.

CLEVELAND'S OSTEOPATH.
GEORGE J. ECKERT, D. O.
76 Euclid Ave, Suite 226-7-8 CLEVELAND, O.
Hours { Mon., Tue., Wed.
Thur. Fri. 9-4.
Sat. 9-12.

CARYLL T. SMITH, D. O.,
...Osteopathist...
Graduate of American School
of Osteopathy.
10 & 11 Chapman Block,
THE DALLES, OREGON.

A. D. RAY, D. O.
Graduate of A. S. O.
—Will Locate at—
BAIRD, TEXAS,
After July 15, 1900,

MISS MARY A. BURBANK, D. O.
Graduate A. S. O.
—Will Locate at
LITTLETON, NEW HAMPSHIRE,
After July 15, 1900.

JEAN M. TYNDALL, D. O.,
Monday, Tuesday, } 8:30-12:00.
Thursday, Friday, } 2:00- 4:00.
Wednesday, Saturday, 9:00-12:00.
105 East 15th Street,
NEW YORK CITY.

CHARLES A. ROSS,
OSTEOPATH,
Successor to G. W. Sommer.
Cincinnati, Ohio.
Office Hours: Rooms 405 & 406,
8 a. m. to 12 m. Neave Building
1 p. m. to 3 p. m. —Sunday Excepted.—

O. E. DAVIS, D. O., (Registered),
MISS LOLA L. HAYES, D. O., (Registered).
Graduates of the American School
of Osteopathy, Kirksville, Mo.....
718 Columbia St.,
OTTAWA, - - ILLINOIS.

R. G. Lewis, A. B., D. O.
(Graduate of A. S. O.)
CINCINNATI, : : OHIO.
134 W. 7th Street.

Oregon Infirmary of Osteopathy,

By L. B. SMITH, D. O., of A. S. O.

Oregon's Pioneer Osteopath.

SUITE 409 OREGONIAN BLDG.

ALLIE M. SMITH, D. O.

CARYLL T. SMITH, D. O.

PORTLAND, † † †

OREGON

PROFESSIONAL CARDS.

IX

Patterson Institute of Osteopathy.

HENRY E. PATTERSON, D. O. ALICE M. PATTERSON, D. O.
Late with Dr. A. T. Still's School. Now permanently located at
WASHINGTON, D. C.
Washington Loan and Trust Building.

**SKILLFUL TREATMENT UNDER
MOST FAVORABLE SURROUNDINGS.**

C. P. BANDEL, D. O. } Graduates of } C. R. ROGERS, D. O.
C. B. LAWTON, Sec'y. } The American School of } MISS HELEN MCGREGOR,
Osteopathy. } Assistant Secretary

TELEPHONE NO. 1764 BEDFORD.

The Bandel & Rogers Infirmary of Osteopathy,

147 Hancock Street, Corner Nostrand Avenue,

BROOKLYN, - - - NEW YORK.

Formerly the CHARLES F. BANDEL INFIRMARY,
Brooklyn's Pioneer Osteopathist.

MEMBERS A. A. A. O.

S. D. BARNES, OSTEOPATHIST.
CHICAGO,
Offices overlook the Lake.
Removed to Room 910, 215 Wash-
bash Avenue. (McClurg's new building.)
Wednesday } 9 to 12 Other days—
Saturday. } 9 to 4.
Residence, 3617 Prairie Ave.

HOWARD KRETSCHMAR,
Diplomate American School of
Osteopathy.
Trude Building,
Wab. Ave. & Randolph St., CHICAGO

FRANCIS J. BEALL,
MRS. FRANCIS J. BEALL,
Osteopathists,
—Will locate at—
SYRACUSE, NEW YORK,
about July 1, 1900.
Graduates A. S. O.

DR. F. C. LINCOLN,
... OSTEOPATHIC PHYSICIAN ...
Suite, 305 Mooney-Brisbane Building,
BUFFALO, NEW YORK.
OFFICE HOURS: Monday, Tuesday, Thursday, Fri-
day and Saturday, 9 to 12 and 2 to 4; Wednesday,
9 to 12. Monday and Friday evenings, 7 to 9.
Graduate American School of
Osteopathy, Kirksville, Mo....

TAYLOR & WENDELL, Registered,

Graduates of American School of Osteopathy. Successors to L. H. TAYLOR.

Suite 228-225-222, Woolner Building,
PEORIA, ILLINOIS.

OFFICE HOURS: 9 a. m., to 5 p. m., except Saturday, 9 a. m., to 1 p. m. PHONE 548.

WM. HARTFORD,
Graduate of the
American School
of Osteopathy ...
.....OSTEOPATHIST.....
Hours :
8 to 12 } 310 W. Hill Street.
1 to 5.
Evenings : }
7 to 8:30. } Sundays excepted. Champaign, Ill.

M. L. PARCELS, D. O.,
Graduate of American School of Osteop-
athy. New Orndorff Hotel.
TUCSON, ARIZ.

OSTEOPATHY.

Portland, - - - Oregon.

W. ALLARD ROGERS, D. O.,

Of A. S. O.

532-533-534 MARQUAM BLDG.

TITUSVILLE, PA., 18 E. Walnut St. Tues., Thurs., Sat.
OIL CITY, PA., Rooms 7 and 8 Griffith block. Mon., Wed., Fri.

J. A. THOMPSON, D. O.

Graduate American School of Osteopathy
Consulation Free.
Office Hours:—9 a. m to 4 p. m.

FRANK C. MILLER, D. O., Graduate A. S. O.

54 Arch Street, Allegheny, Pa.

OFFICE HOURS: 9 to 12 a. m. 1 to 4 p. m.

JAMES R. SHACKLEFORD, D. O., Pres.
EDWIN H. SHACKLEFORD, D. O., Sec'y and Treas.
Graduates of the original A. T. Still School of Osteopathy, Kirksville, Mo.

BERTRAM A. SWETT, D. O.
A. ILLINSKI SHACKLEFORD, D. O.

Nashville Infirmary of Osteopathy.

OFFICES: Nashville, Tenn., Wilcox Bldg.
Columbia, Tenn., Masonic Bldg.
Lewisburg, Tenn., Stilwell Bldg.

Nashville, Tenn.

FRANCIS A. EATON, D. O. Graduate A. S. O.
OSTEOPATHIST.

1419 S. Broadway Street,

PHILADELPHIA, PENN.

T. L. RAY, D. O.,

OFFICE HOURS { 9 to 12 a. m.
2 to 4 p. m.

Graduate American School of Osteopathy.
Third Floor, Board of Trade Bldg
FT. WORTH, TEX

WILFRED E. HARRIS, D. O.,

Graduate American School of Osteopathy.

—LECTURER ON—

Osteopathic Therapeutics,

In Boston Institute of Osteopathy.

Will open an office in CAMBRIDGE, MASS.,

ABOUT SEPTEMBER 1ST.

BROKEN BRIC-A-BRACS.

Mr. Major, the famous cement man, of New York, explains some very interesting facts about Major's Cement.

The multitudes who use this standard article know that it is many hundred per cent better than other cements for which similar claims are made, but many do not know why. The simple reason is that Mr. Major uses the best materials ever discovered and other manufacturers do not use them, because they are too expensive and do not allow large profits. Mr. Major tells us that one of the elements of his cement costs \$3.75 a pound, and another costs \$2.65 a gallon, while a large share of the so-called cements and liquid glue upon the market are nothing more than sixteen-cent glue, dissolved in water or citric acid, and, in some cases, altered slightly in color and odor by the addition of cheap and useless materials.

Major's cement retails at fifteen cents and twenty-five cents a bottle, and when a dealer tries to sell a substitute you can depend upon it that his only object is to make larger profit.

The profit on Major's cement is as much as any dealer ought to make on any cement. And this is doubly true in view of the fact that each dealer gets his share of the benefit of Mr. Major's advertising, which now amounts to over \$5000 a month, throughout the country. Established in 1878.

Insist on having Major's. Don't accept any off-hand advice from a druggist.

If you are at all handy (and you will be likely to find that you are a good more so than you imagine) you can repair your rubber boots and family shoes, and any other rubber and leather articles, with Major's Rubber Cement and Major's Leather Cement. And you will be surprised at how many dollars a year you will thus save.

If your druggist can't supply you, it will be forwarded by mail; either kind. Free of postage.

CHICAGO--North Side . . .

Daniel B. Macauley, ::

GRADUATE AMERICAN SCHOOL OF OSTEOPATHY, KIRKSVILLE.

EX-PRESIDENT AMERICAN ASS'N. ADVANCEMENT OF OSTEOPATHY.

1143 North Clark Street.

NORTHERN MISSOURI FARM LOANS.

No Client has ever lost a Dollar or taken an Acre of Land in over 10 years loaning through us! ❧

—❧ CAN WE SERVE YOU ? ❧—

ENGLEHART BROS., Kirksville, Mo.

REFERENCES: First International, National, or Savings Bank, or Warren Hamilton, Sec'y. A. S. O., Kirksville, Mo.; Geo. T. Cram, Ex-Pres. Third Nat'l Bank or F. P. Hays, Ex-Pres. Mo. State Bankers Ass'n., St. Louis, Mo.

PHILOSOPHY OF OSTEOPATHY,

—BY—

ANDREW T. STILL,

Founder of the Science of Osteopathy ❧ ❧

—AND—

❧ President of the American School of Osteopathy.

This is an Invaluable Book to all Students and Graduates of Osteopathy.....

PRICE, \$5.00.
POSTPAID.

THE EDITION IS LIMITED--ORDER AT ONCE.

Address orders to

JOURNAL OF OSTEOPATHY, Kirksville, Mo.

REAL ESTATE
RENTS
INSURANCE
ENGLEHART BROS.,
KIRKSVILLE, MISSOURI.

611 S. Scott St., two blocks south-
west of Infirmary

Three Furnished Rooms for
Light Housekeeping, Bath
Room, Pantry. Convenient.

✂ **MRS. J. N. STANLEY.**

PATENTS GUARANTEED

Our fee returned if we fail. Any one sending sketch and description of any invention will promptly receive our opinion free concerning the patentability of same. "How to Obtain a Patent" sent upon request. Patents secured through us advertised for sale at our expense.

Patents taken out through us receive *special notice*, without charge, in *THE PATENT RECORD*, an illustrated and widely circulated journal, consulted by Manufacturers and Investors.

Send for sample copy **FREE**. Address,

VICTOR J. EVANS & CO.
(Patent Attorneys,)

Evans Building, WASHINGTON, D. C.

BOOKS! BOOKS!

Osteopathic  Medical

—AT—

Normal Book Store

KIRKSVILLE, MO.

Mail Orders Promptly Filled.

Patterson & Miller

—HAVE THE—


Best Cab and Transfer Line

IN THE CITY,

And give special attention to the accommo-
dation of patients of the

A. T. STILL INFIRMARY.

✂ Ask for Patterson & Miller's Cab
when you get off the train.



Pat. June 28, 1900.

This Swing is made from the
Best Russet Leather, with Buckles
and Rings of Solid Brass:

The following is a brief description of the
use of the swing:

This apparatus is not only a great time
saver, but is especially adapted to reduce the
necessarily large amount of tedious, back-
breaking labor of the Osteopathic treating
table. Those who have given it a fair trial
find that in many cases it entirely supplants
the operating table. It is highly recom-
mended by the foremost professors and prac-
titioners of Osteopathy.

Price of Swing Complete, \$6, C. O. D. by Express

ADDRESS ALL ORDERS TO

GEO. D. BRENNEMAN

PATENTEE
KIRKSVILLE, MO.

Do you want a
BUST OR MEDALLION

—OF—

A. T. STILL?

The Busts are 16 inches high,
of good quality and durable.
We will ship you one, express
prepaid,

For \$5.00.


We will send you a Medal-
lion 13 inches in diameter, ex-
press prepaid,

For \$2.00.

Order from the Journal of
Osteopathy.



**Osteopathic
Supply Store.**



OSTEOPATHIC AND MEDICAL BOOKS, SKELETONS,
STOOLS, PILLOWS, DUSTERS, DIPLOMA AND PICTURE
FRAMES, OSTEOPATHIC DOOR PLATES,
... And all Goods in the OSTEOPATHIC line. ...

Operating Tables a Specialty.

Made in Numerous Styles.

Orders promptly attended to.

✂ Mail Orders Solicited.

EDWARD VON ESCHEN & CO.,

West Jefferson St.,

✂ KIRKSVILLE, MO.

ON SINCE APRIL 30.
THE "KATY" FLYER.

ON SINCE APRIL 30.
THE "KATY" FLYER.

ON SINCE APRIL 30.
THE "KATY" FLYER.

ON SINCE APRIL 30.
THE "KATY" FLYER.


ON SINCE APRIL 30.
THE "KATY" FLYER.

ON SINCE APRIL 30.
THE "KATY" FLYER.

50 YEARS' EXPERIENCE
PATENTS
TRADE MARKS
DESIGNS
COPYRIGHTS & C

Anyone sending a sketch and description may quickly ascertain our opinion free whether an invention is probably patentable. Communications strictly confidential. Handbook on Patents sent free. Oldest agency for securing patents. Patents taken through Munn & Co. receive special notice, without charge, in the

Scientific American.
A handsomely illustrated weekly. Largest circulation of any scientific journal. Terms, \$3 a year; four months, \$1. Sold by all newsdealers.
MUNN & Co. 361 Broadway, New York
Branch Office, 625 F St., Washington, D. C.



VIA THE
IRON MOUNTAIN ROUTE.

A New and Palatial Vestibuled Train, without an equal, put in service for the first time this season. Leaves St. Louis every Tuesday and Saturday, 8.00 p. m., for Los Angeles and San Francisco.

EQUIPMENT CONSISTS OF
COMPOSITE CAR—Containing Reading, Writing and Smoking Room, Buffet, Barber Shop and Bath Room.
COMPARTMENT CAR—Containing Seven Private Compartments and Double Drawing-Rooms.
SLEEPING CARS—Containing Twelve Sections, State Rooms and Drawing-Rooms.
DINING CAR—In which all Meals are served A LA CARTE.

Heated with Steam. Lighted with Pintsch Gas.
A SUMMER ROUTE FOR WINTER TRAVEL.
NO HIGH ALTITUDES. NO SNOW BLOCKADES.
ONLY THREE DAYS TO OR FROM CALIFORNIA
Entire train runs through without change.

WRITE FOR PARTICULARS.
I. G. WARNER, Vice-Prs't. W. B. DODDRIDGE, Gen'l Mgr.
H. C. TOWNSEND, Gen'l Passenger and Ticket Agent.
ST. LOUIS, MO.

GASH for acceptable ideas.
State if patented.
THE PATENT RECORD,
Baltimore, Md.
Subscription price of the PATENT RECORD \$1.00 per annum. Samples free.



DOUBLE DAILY SERVICE
BETWEEN **St. Louis,**

CHICAGO, NASHVILLE,
CAIRO, CHATTANOOGA,
MEMPHIS, ATLANTA,
VICKSBURG AND
NEW ORLEANS.

Dixie Flyer

ALL THE YEAR ROUND PULLMAN SERVICE.

BETWEEN

St. Louis and Jacksonville, Fla.

The "Lookout Mountain Route."

C. C. McCARTY,
Div. Passg'r, Agt. St. Louis.

F. H. HANSON,
Gen. Passgr, Agt. Chicago.